

New for 2023

We are pleased to offer exciting new ranges for 2023, including new back-bar coolers redesigned for energy efficiency. A comprehensive range of multidecks with large display area, 5 shelves as standard and super low power consumption. The new Trojan range of remote multidecks available in all popular sizes and we have extended our range of supermarket refrigeration from TEFCOLD and Arcboa.


We also have a wide range of new TEFCOLD cold-rooms and freezer rooms which can be purchased as a complete integral system or as room only for a remote refrigeration install.

You can quickly review all new products available from TEFCOLD over the next two pages.



BC-MC Range
Milk Dispenser

Page 19



DB Range
Back-Bar

Page 30-31



BA Range
Back-Bar

Page 32-33



LGC5000 Black
Glass Door Chiller

Page 59




MCX Range
Multideck With Shutter

Page 72-73



Galaxy+ Low Height
Low Height Multideck

Page 74-75



Galaxy+ FGD Low Height
Low Height Multideck

Page 76-77



Galaxy+ Black Range
Open Front Multideck

Page 78-79



Galaxy+ White Range
Open Front Multideck

Page 80

New for 2023




Galaxy+ Stainless Range
Open Front Multideck **Page 81**



Galaxy+ FGD Black
Multideck With Doors **Page 82-83**



Galaxy+ FGD White
Multideck With Doors **Page 84**



Galaxy+ FGD Stainless Range
Multideck With Doors **Page 85**



Trojan Range
Remote Multidecks **Page 86-87**



Trojan FGD Range
Remote Multideck With Doors **Page 88-89**



MTF-Mini
Top Freezer **Page 132**



VIEW 250CF VS
Supermarket Display Freezer **Page 134**



SFI Range
Supermarket Display Freezer **Page 136**

New for 2023



MTF Range
Top Freezer

Page 137



UF50G Black
Counter Top Freezer

Page 138



UFFS371G
Glass Door Freezer

Page 142



UFSC371G Black
Glass Door Freezer

Page 143



UFSC371GCP Black
Glass Door Freezer

Page 144



LGF5000 Black
Glass Door Freezer

Page 148-149



Galaxy GPF Range (White)
Glass Door Freezer

Page 152-153



Galaxy GPF Range (Black)
Glass Door Freezer

Page 152-153

New for 2023



Elegance Range
Ice Cream Scooping Display

Page 163



TM-C Range
Mini-Bars

Page 185



TD50A Range
Mini-Bar (Drawer)

Page 185



RKS600 Fish
Fish Fridge

Page 189



CRPF Range
Cold-Rooms

Page 216-221



Freezer Rooms
Milk Dispenser

Page 216-221



UFFS371SD
Solid Door Freezer

Page 236-237



SK-BT Range
Slimline Counter Freezer

Page 252

Contents



Chilled Display 16 - 113

Mini-Bars
Counter Top
Under Counter
Can Coolers
Juice Dispensers
Sub Zero Coolers
Top Loading Bottle Coolers

Back Bar
Wine Displays
Glass Door Merchandisers
Open Top Displays
Multideck With Shutter
Multidecks - Low Height
Multidecks

Multidecks - Remote
Glass Displays
Buffet Displays
Serveovers
Patisserie & Deli Displays



Frozen Display 114 - 155

Impulse Freezers
Glass Lid Freezers
Supermarket Freezers
Counter Top Freezer
Under Counter Freezers

Upright Glass Door Freezers
Multideck Freezers
Frozen Display Cabinets



Ice Cream 156 - 181

Mobile and Battery Powered
Counter Top Scooping
Static Cooled Scooping
Ventilated Scooping



Chilled Storage 182 - 215

Mini-Bars
Under Counter Storage
Upright Storage
Fish Fridges
Gastronorm
Blast Chillers

Topping Units
Prep Counters
Saladettes
Shallow Depth Counters
Gastronorm Counters
Pizza Prep Counter



Cold Rooms 222 - 253

Cold Rooms
Freezer Rooms



Frozen Storage 16 - 131

Chest Freezers
Low Temperature Chest Freezers
Under Counter Freezers
Upright Freezers
Gastronorm Freezers

Ice Cream Tempering Freezer
Slimline Counter Freezers
Counter Freezers



Galaxy+ FGD SS Range
Page 85



TM44G



TM33G



Thermostat



Lock

Description



The TM range of glass door minibars are very popular for hotel rooms and boardrooms. With a silent running refrigeration system, they won't keep you awake at night (or during board meetings). Units come with internal LED lighting that comes on when the door is opened. Please note these are not suitable for shops or other areas where there is high usage.

Product Features

- Silent running refrigeration system
- Suitable for hotel bedrooms, meeting rooms and boardrooms
- LED interior light (only turns on with door open)
- Lock
- Adjustable shelves
- Adjustable feet
- Low energy consumption
- Suitable for standard UK electrical supply (50Hz) and also 60Hz

Technical Specifications

| | |
|------------------------|----------------|
| Temperature Range (°C) | +5 to +12 |
| Refrigerant | NH3 |
| Type of Defrost | Automatic |
| Exterior Finish | Black |
| Interior Finish | ABS, RAL7005 |
| Power | 13 Amp |
| Max Ambient | 25°C at 60% RH |
| Climate Class | 3 |

| | Ext. Dimension (WxDxH) (mm) | Int. Dimension (WxDxH) (mm) | Net Weight (kg) | Energy Cons. (kWh/year) | Input Power (W) | Gross/Net Volume (l) | No. of Doors | No. of Shelves | Energy Class |
|-------|-----------------------------|-----------------------------|-----------------|-------------------------|-----------------|----------------------|--------------|----------------|---------------------------------------------------------------------------------------|
| TM33G | 402 x 432 x 500 | 312 x 225 x 395 | 20,5 | 288 | 65 | 29 / 26 | 1 | 1 |  |
| TM44G | 402 x 457 x 560 | 312 x 250 x 455 | 22 | 292 | 65 | 36 / 35 | 1 | 2 |  |



Lock



12

BC25CP

Description


The BC25CP counter top chiller is ideal for the display of cooled drinks. Space is maximised in the cabinet by having a top mounted refrigeration unit meaning there is no internal step in the base of the cabinet. Internal LED lighting helps to showcase your produce, while the LED light canopy is ideal for branding. Great to encourage impulse purchase near till points and is popular for drinks companies to promote their brands.

Product Features

- Fully automatic
- Fan assisted cooling
- Lock
- Adjustable shelves
- Adjustable feet
- Interior LED light with switch
- LED canopy light with switch
- Self closing door

Technical Specifications

| | |
|------------------------|------------------------|
| Temperature Range (°C) | +2 to +10 |
| Refrigerant | R600a |
| Type of Defrost | Automatic |
| Exterior Finish | Black |
| Interior Finish | Coated aluminium, grey |
| Power | 13 Amp |
| Max Ambient | 30°C at 55% RH |
| Climate Class | 4 |

| | Ext. Dimension (WxDxH) (mm) | Int. Dimension (WxDxH) (mm) | Net Weight (kg) | Energy Cons. (kWh/year) | Input Power (W) | Gross/Net Volume (l) | No. of Doors | No. of Shelves | Energy Class |
|--------|--------------------------------|--------------------------------|--------------------|----------------------------|--------------------|-------------------------|-----------------|-------------------|---------------------------------------------------------------------------------------|
| BC25CP | 332 x 423 x 618 | 258 x 270 x 373 | 19 | 174 | 75 | 25 / 22 | 1 | 2 |  |



BC60



BC30

Description



A superb small counter top glass door fridge suitable for shops, pubs and clubs. With fan assisted cooling and an internal light for great illumination, it is the ideal cabinet to maximise impulse sales. The BC range is perfect for soft drinks, beer and energy drinks.

Product Features

- Fully automatic
- Fan assisted cooling
- Lock
- Adjustable shelves (BC60 only)
- Adjustable feet
- LED interior light
- Self closing door

Technical Specifications

| | |
|------------------------|----------------|
| Temperature Range (°C) | +2 to +10 |
| Refrigerant | R600a |
| Type of Defrost | Automatic |
| Exterior Finish | Black |
| Interior Finish | Black |
| Power | 13 Amp |
| Max Ambient | 25°C at 60% RH |
| Climate Class | 3 |

| | Ext. Dimension (WxDxH) (mm) | Int. Dimension (WxDxH) (mm) | Net Weight (kg) | Energy Cons. (kWh/year) | Input Power (W) | Gross/Net Volume (l) | No. of Doors | No. of Shelves | Energy Class |
|------|-----------------------------|-----------------------------|-----------------|-------------------------|-----------------|----------------------|--------------|----------------|---------------------------------------------------------------------------------------|
| BC30 | 356 x 406 x 491 | 280 x 271 x 380 | 23 | 200 | 60 | 22 / 20 | 1 | 2 |  |
| BC60 | 432 x 496 x 668 | 356 x 311 x 557 | 29 | 204 | 70 | 67 / 58 | 1 | 3 |  |



New Product



Suitable for Dairy Products



Lock



BC60MC



BC30MC

Description

A superb counter top glass door fridge for dispensing milk. The unit comes with 6 rubber bushed holes (with plugs). 2 in the top and 2 in each side. These are designed to insert tubes into milk cartons inside the fridge that supply coffee machines or other drinks machines that automatically add milk. Idea for cafes, coffee and sandwich shops

Product Features

- Ideal as milk cooler for coffee machines
- Table top cooler with holes, bushings and plugs
- 6 holes - 2 in the top, 2 on each side
- Hinged glass door
- Adjustable feet
- Fan assisted cooling
- LED interior light
- Dispensing tubes not supplied

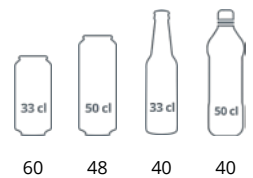
Technical Specifications

| | |
|------------------------|-------------------------|
| Temperature Range (°C) | +2 to +10 |
| Refrigerant | R600a |
| Type of Defrost | Automatic |
| Exterior Finish | Black |
| Interior Finish | Coated aluminium, black |
| Power | 13 Amp |
| Max Ambient | 30°C at 55% RH |
| Climate Class | 4 |

| | Ext. Dimension (WxDxH) (mm) | Int. Dimension (WxDxH) (mm) | Net Weight (kg) | Energy Cons. (kWh/year) | Input Power (W) | Gross/Net Volume (l) | No. of Doors | No. of Shelves | Energy Class |
|---------|-----------------------------|-----------------------------|-----------------|-------------------------|-----------------|----------------------|--------------|----------------|--------------|
| BC30 MC | 356 x 406 x 491 | 280 x 271 x 380 | 23 | 200 | 60 | 22 / 20 | 1 | 1 | C A T G |
| BC60 MC | 432 x 496 x 668 | 356 x 311 x 557 | 29 | 204 | 70 | 67 / 58 | 1 | 3 | C A T G |



FS80CP



Description


A quality counter top display fridge with fan assisted cooling. This unit has an internal light and an illuminated light canopy that is ideal for branding with your logo for advertising to encourage sales. Great for display of bottles, cans or other chilled drinks.

Product Features

- Fully automatic
- Fan assisted cooling
- Lock
- Adjustable shelves
- Adjustable feet
- Interior LED light with switch

Technical Specifications

| | |
|------------------------|----------------|
| Temperature Range (°C) | +2 to +10 |
| Refrigerant | R600a |
| Type of Defrost | Automatic |
| Exterior Finish | White |
| Interior Finish | White |
| Power | 13 Amp |
| Max Ambient | 25°C at 60% RH |
| Climate Class | 3 |

| | Ext. Dimension (WxDxH) (mm) | Int. Dimension (WxDxH) (mm) | Net Weight (kg) | Energy Cons. (kWh/year) | Input Power (W) | Gross/Net Volume (l) | No. of Doors | No. of Shelves | Energy Class |
|--------|-----------------------------|-----------------------------|-----------------|-------------------------|-----------------|----------------------|--------------|----------------|---------------------------------------------------------------------------------------|
| FS80CP | 480 x 460 x 840 | 410 x 380 x 550 | 38 | 402 | 85 | 84 / 55 | 1 | 2 |  |



Lock



Supplied with 3 shelves



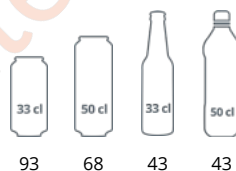
BC85



Fan assisted cooling



LED light



Description

A well designed undercounter fridge with great looking curved glass door. With an internal light and integral lock it is an ideal drinks chiller for a wide variety of situations, the unit is fan assisted to ensure you get even cooling over the whole cabinet.

Product Features

- Curved reversible glass door
- Fan assisted cooling
- LED interior light
- Hinged glass door
- Adjustable shelves
- Adjustable feet
- Digital temperature display

Technical Specifications

| | |
|------------------------|-------------|
| Temperature Range (°C) | +2 to +10 |
| Refrigerant | R600a |
| Type of Defrost | Automatic |
| Exterior Finish | White |
| Interior Finish | ABS |
| Power | 13 Amp |
| Max Ambient | 30°C 55% RH |
| Climate Class | 4 |

| | Ext. Dimension (WxDxH) (mm) | Int. Dimension (WxDxH) (mm) | Net Weight (kg) | Energy Cons. (kWh/year) | Input Power (W) | Gross/Net Volume (l) | No. of Doors | No. of Shelves | Energy Class |
|------------|-----------------------------|-----------------------------|-----------------|-------------------------|-----------------|----------------------|--------------|----------------|--------------|
| BC85 w/Fan | 503 x 567 x 775 | 410 x 415 x 630 | 33 | 387 | 165 | 92 / 85 | 1 | 3 | C |



Under Counter

BC145 W/Fan

TEFCOLD®

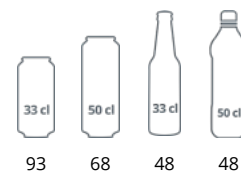


Lock



Supplied with 3 shelves

BC145



Description

An excellent choice for small cafés and cafeterias, ideal for display of drinks and other chilled produce. With fan assisted cooling for even temperature and internal LED light, this is a great unit for a wide variety of situations

Product Features

- Fan assisted cooling
- Lock
- Adjustable shelves
- Adjustable feet
- Interior LED light with switch
- Digital temperature display
- Curved profile door

Technical Specifications

| | |
|------------------------|----------------|
| Temperature Range (°C) | +2 to +10 |
| Refrigerant | R600a |
| Type of Defrost | Automatic |
| Exterior Finish | White |
| Interior Finish | White |
| Power | 13 Amp |
| Max Ambient | 30°C at 55% RH |
| Climate Class | 4 |

| | Ext. Dimension (WxDxH) (mm) | Int. Dimension (WxDxH) (mm) | Net Weight (kg) | Energy Cons. (kWh/year) | Input Power (W) | Gross/Net Volume (l) | No. of Doors | No. of Shelves | Energy Class |
|-------|-----------------------------|-----------------------------|-----------------|-------------------------|-----------------|----------------------|--------------|----------------|-------------------------------|
| BC145 | 503 x 567 x 850 | 410 x 415 x 710 | 36 | 359 | 165 | 109 / 105 | 1 | 3 | D <small>A T G</small> |



Freezer Option
Available



Suitable for
Dairy Products



Lock



UR200SG



UR200G



Description

An undercounter fridge that is heavier duty than most. It has great looks with the aluminium door frame and plenty of display space inside. With fan assisted cooling and automatic defrost this is an ideal undercounter display fridge. You can also choose the option of white or stainless steel finish.

Product Features

- Hinged glass door
- Electronic thermostat
- Reversible door
- LED interior light with switch
- Adjustable shelves
- Fan assisted cooling
- Adjustable feet with rollers to rear
- Digital controller and temperature display

Technical Specifications

| | |
|------------------------|--------------------------|
| Temperature Range (°C) | +2 to +10 |
| Refrigerant | R600a |
| Type of Defrost | Automatic |
| Exterior Finish | White or Stainless Steel |
| Interior Finish | White ABS |
| Power | 13 Amp |
| Max Ambient | 30°C at 55% RH |
| Climate Class | 4 |

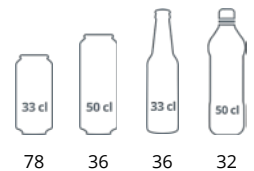
| | Ext. Dimension (WxDxH) (mm) | Int. Dimension (WxDxH) (mm) | Net Weight (kg) | Energy Cons. (kWh/year) | Input Power (W) | Gross/Net Volume (l) | No. of Doors | No. of Shelves | Energy Class |
|---------|-----------------------------|-----------------------------|-----------------|-------------------------|-----------------|----------------------|--------------|----------------|--------------|
| UR200G | 600 x 585 x 855 | 510 x 485 x 620 | 44 | 584 | 105 | 130 / 119 | 1 | 3 | B A T G |
| UR200SG | 600 x 585 x 855 | 510 x 485 x 620 | 44 | 584 | 105 | 130 / 119 | 1 | 3 | B A T G |



Freezer Option Available



CC77 BLACK



Description


A compact and easy to move impulse cooler. Great for drinks and other chilled goods that can be placed where it will catch the customer's eye. Ideal for applying branding.

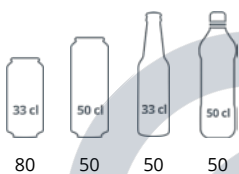
Product Features

- Fully automatic
- Fan assisted cooling
- Flip flop lid
- Castors
- Easy Clean Interior
- Ideal for branding

Technical Specifications

| | |
|------------------------|----------------|
| Temperature Range (°C) | +2 to +12 |
| Refrigerant | R600a |
| Type of Defrost | Automatic |
| Exterior Finish | Black |
| Interior Finish | Dark Grey |
| Power | 13 Amp |
| Max Ambient | 30°C at 55% RH |
| Climate Class | 4 |

| | Ext. Dimension (WxDxH) (mm) | Int. Dimension (WxDxH) (mm) | Net Weight (kg) | Energy Cons. (kWh/year) | Input Power (W) | Gross/Net Volume (l) | Energy Class |
|------------|-----------------------------|-----------------------------|-----------------|-------------------------|-----------------|----------------------|---------------------------------------------------------------------------------------|
| CC77 BLACK | 567 x 567 x 830 | 450 x 450 x 475 | 26 | 347 | 112 | 80 / 72 |  |



VOC100

Description


The VOC100 is a small spot merchandiser ideal for impulse purchases at checkout and till areas. Maximise your drinks sales to customers by grabbing those extra impulse purchases to boost profits.

Product Features

- Fully automatic
- Fan assisted cooling
- LED Light canopy
- Adjustable feet
- Digital controller and temperature display

Technical Specifications

| | |
|------------------------|----------------|
| Temperature Range (°C) | +2 to +12 |
| Refrigerant | R600a |
| Type of Defrost | Off Cycle |
| Exterior Finish | Grey |
| Interior Finish | Grey |
| Power | 13 Amp |
| Max Ambient | 30°C at 55% RH |
| Climate Class | 4 |

| | Ext. Dimension (WxDxH) (mm) | Int. Dimension (WxDxH) (mm) | Net Weight (kg) | Energy Cons. (kWh/year) | Input Power (W) | Gross/Net Volume (l) | Energy Class |
|--------|-----------------------------|-----------------------------|-----------------|-------------------------|-----------------|----------------------|---------------------------------------------------------------------------------------|
| VOC100 | 660 x 460 x 970 | 520 x 345 x 570 | 29 | 949 | 160 | 110 / 103 |  |



VL223



VL112



VL334

Description

Promek are an Italian based manufacturer of juice dispensers making some of the best units on the market. The VL range offers single, double or triple tank dispensers to suit all requirements. Switchable paddle stirrers help keep the product at an even temperature and the large bowl size holds up to 11.5 litres of juice. The unit is designed so it can be cleaned easily, the tap is quick and simple to remove and disassemble for cleaning while the drip trays can easily be removed. We can also supply 60Hz versions of this unit (on request) for placement on ships or offshore developments where regular mains current is not available.

Product Features

- Fully automatic
- Adjustable feet
- Paddle system agitation
- Suitable for juice containing fruit pulp
- Not suitable for milk, slush or ice cream smoothies

Technical Specifications

| | |
|------------------------|-----------------|
| Temperature Range (°C) | +3 to +8 |
| Refrigerant | R134a |
| Type of Defrost | Off Cycle |
| Exterior Finish | Stainless steel |
| Power | 13 Amp |
| Max Ambient | 25°C at 60% RH |
| Climate Class | 3 |

| | Ext. Dimension (WxDxH) (mm) | Int. Dimension (WxDxH) (mm) | Net Weight (kg) | Energy Cons. (kWh/year) | Input Power (W) | Gross/Net Volume (l) | Energy Class |
|-------|-----------------------------|-----------------------------|-----------------|-------------------------|-----------------|----------------------|--------------|
| VL112 | 180 x 460 x 670 | x x | 19 | 580 | 130 | 11.5 / | NOT REQUIRED |
| VL223 | 335 x 460 x 670 | x x | 28 | 639 | 170 | 23 / | NOT REQUIRED |
| VL334 | 480 x 460 x 670 | x x | 35 | 1267 | 290 | 34.5 / | NOT REQUIRED |



SF112



SF336



SF224

Description

Promek are an Italian based manufacturer of juice dispensers making some of the best units on the market. The SF range is their premium unit suitable for diluted concentrate, juice (with pulp) or milk. There are single, double or triple tank dispensers to suit all requirements. Switchable paddle stirrers help keep the product at an even temperature. The unit is designed so it can be cleaned easily with removable stainless steel two piece tap and slide out drip trays.

Product Features

- Paddle system agitation
- Fully Automatic Operation
- Suitable for milk and fruit juice containing pulp
- Easy Dispense
- Easy Clean (includes fully stainless steel tap system)
- Waterproof Switches
- Easily Removable Drip Tray
- Not suitable for milk shakes, slush or ice cream smoothies

Technical Specifications

| | |
|------------------------|-----------------|
| Temperature Range (°C) | +2 to +10 |
| Refrigerant | R134a |
| Type of Defrost | Off Cycle |
| Exterior Finish | Stainless steel |
| Power | 13 Amp |
| Max Ambient | 25°C at 60% RH |
| Climate Class | 3 |

| | Ext. Dimension (WxDxH) (mm) | Int. Dimension (WxDxH) (mm) | Net Weight (kg) | Energy Cons. (kWh/year) | Input Power (W) | Gross/Net Volume (l) | Energy Class |
|-------|--------------------------------|--------------------------------|--------------------|----------------------------|-----------------|-------------------------|-----------------|
| SF112 | 190 x 385 x 620 | x x | 20 | 580 | 125 | 12 / | NOT REQUIRED |
| SF224 | 380 x 385 x 620 | x x | 34 | 639 | 160 | 24 / | NOT REQUIRED |
| SF336 | 570 x 385 x 620 | x x | 38 | 1267 | 280 | 36 / | NOT REQUIRED |



New Product



Lock



UR90G

Description


Introducing the TEFCOLD UR90G, a table top display fridge for showcasing premium caviar and other items that require sub-zero temperatures. The electronic thermostat and thermometer, coupled with a ventilated cooling system, assures an even temperature on all shelves. With a temperature range that can be set between -8 to +6°C, the UR90G protects the quality, flavour, and texture of your caviar. With its stylish design, internal LED lighting, and heated double glass door, condensation build-up is minimised, and your products are displayed and kept in the best way possible.

Product Features

- Fully automatic
- Fan assisted cooling
- Vertical LED lighting with switch
- Heated glass door to prevent condensation
- Adjustable shelves
- Digital controller and temperature display

Technical Specifications

| | |
|------------------------|----------------|
| Temperature Range (°C) | -8 to +6 |
| Refrigerant | R600a |
| Type of Defrost | Automatic |
| Exterior Finish | Black |
| Interior Finish | Black |
| Power | 13 Amp |
| Max Ambient | 30°C at 55% RH |
| Climate Class | 4 |

| | Ext. Dimension (WxDxH) (mm) | Int. Dimension (WxDxH) (mm) | Net Weight (kg) | Energy Cons. (kWh/year) | Input Power (W) | Gross/Net Volume (l) | No. of Doors | No. of Shelves | Energy Class |
|----------------|-----------------------------|-----------------------------|-----------------|-------------------------|-----------------|----------------------|--------------|----------------|---------------------------------------------------------------------------------------|
| UR90G-SUB ZERO | 515 x 542 x 750 | 439 x 299 x 632 | 35,5 | 551 | 280 | 92 / 81 | 1 | 3 |  |



Switchable
Cooler /
Freezer



Lock



Special
Installation



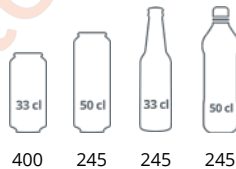
USS300SD COMBI



Flat sliding solid lids



Lock



Description


The USS300SD can be used either as a freezer or it can be set as a chiller making it ideal for use as a top loading bottle cooler for busy bars and clubs. With large insulated sliding lids it allows quick access to stock in side the cabinet and the lids can easily be remove to allow quick re-stocking of product.

Product Features

- Removable top for easy loading
- Flat sliding solid lids
- Switchable between freezer or chiller
- Static cooling
- Digital thermometer

Technical Specifications

| | |
|------------------------|-----------------------|
| Temperature Range (°C) | -24 to -18 / -1 to +8 |
| Refrigerant | R600a |
| Type of Defrost | Manual |
| Exterior Finish | White |
| Interior Finish | White painted steel |
| Power | 13 Amp |
| Max Ambient | 30°C at 55% RH |
| Climate Class | 4 |

| | Ext. Dimension (WxDxH) (mm) | Int. Dimension (WxDxH) (mm) | Net Weight (kg) | Energy Cons. (kWh/year) | Input Power (W) | Gross/Net Volume (l) | Energy Class |
|----------------|--------------------------------|--------------------------------|--------------------|----------------------------|-----------------|-------------------------|---------------------------------------------------------------------------------------|
| USS300SD COMBI | 1010 x 640 x 860 | 890 x 510 x 663 | 61 | 496,4 | 260 | 296 / 261 |  |



New Product



Lock



DB201H



DB126H

Description

The Tefcold DB back bar range offers high-quality and energy-efficient cooling solutions for cafes, bars and pubs. These coolers come in a single, double, and triple door models. The cabinets feature an efficient refrigeration system and fans that deliver powerful cooling with minimal energy consumption. Additionally, the units are equipped with a digital controller and temperature display, and come with standard locks.

Product Features

- Double glazed tempered glass
- Ventilated cooling for fast pull-down and even temperature
- Easy access electronic thermostat
- Adjustable shelves
- Adjustable feet
- LED interior light
- Lock
- Reversible glass door on DB126H

Technical Specifications

| | |
|------------------------|------------------|
| Temperature Range (°C) | +2 to +10 |
| Refrigerant | R600a |
| Type of Defrost | Automatic |
| Exterior Finish | Black |
| Interior Finish | Stucco aluminium |
| Power | 13 Amp |
| Max Ambient | 30°C at 55% RH |
| Climate Class | 4 |

| | Ext. Dimension (WxDxH) (mm) | Int. Dimension (WxDxH) (mm) | Net Weight (kg) | Energy Cons. (kWh/year) | Input Power (W) | Gross/Net Volume (l) | No. of Doors | No. of Shelves | Energy Class |
|--------|-----------------------------|-----------------------------|-----------------|-------------------------|-----------------|----------------------|--------------|----------------|--------------|
| DB126H | 600 x 520 x 870 | 510 x 418 x 720 | 46 | 350 | 95 | 125 / 115 | 1 | 2 | A+G |
| DB201H | 900 x 520 x 870 | 810 x 418 x 720 | 63 | 394 | 115 | 190 / 182 | 2 | 4 | A+G |
| DB201S | 900 x 520 x 870 | 810 x 418 x 720 | 63 | 416 | 115 | 190 / 182 | 2 | 4 | A+G |
| DB301H | 1350 x 520 x 870 | 1265 x 418 x 720 | 88 | 657 | 125 | 300 / 278 | 3 | 6 | B+G |
| DB301S | 1350 x 526 x 870 | 1265 x 418 x 720 | 88 | 635 | 125 | 300 / 278 | 3 | 6 | B+G |



DB201S



DB301H



DB301S





New Product



Lock



BA6H



BA21H









BA31S

Product Features

- Double glazed tempered glass
- Ventilated cooling for faster pull-down and even temperature
- Easy access electronic thermostat
- Adjustable shelves
- LED interior light
- Lock
- Reversible door on BA6H and BA11H

Technical Specifications

| | |
|------------------------|--------------------------|
| Temperature Range (°C) | +2 to +10 |
| Refrigerant | R600a (Except BA31 R290) |
| Type of Defrost | Automatic |
| Exterior Finish | Black |
| Interior Finish | Hammered aluminium |
| Power | 13 Amp |
| Max Ambient | 30°C at 55% RH |
| Climate Class | 4 |

| | Ext. Dimension (WxDxH) (mm) | Int. Dimension (WxDxH) (mm) | Net Weight (kg) | Energy Cons. (kWh/year) | Input Power (W) | Gross/Net Volume (l) | No. of Doors | No. of Shelves | Energy Class |
|-------|-----------------------------|-----------------------------|-----------------|-------------------------|-----------------|----------------------|--------------|----------------|---------------------------------------------------------------------------------------|
| BA6H | 500 x 520 x 870 | 410 x 418 x 720 | 40 | 310 | 95 | 105 / 92 | 1 | 2 |  |
| BA11H | 600 x 520 x 900 | 510 x 418 x 734 | 47 | 350 | 95 | 128 / 118 | 1 | 2 |  |
| BA21H | 900 x 520 x 900 | 810 x 418 x 734 | 64 | 394 | 115 | 196 / 188 | 2 | 4 |  |
| BA21S | 900 x 515 x 900 | 810 x 418 x 734 | 64 | 416 | 115 | 196 / 188 | 2 | 4 |  |
| BA31S | 1350 x 515 x 900 | 1265 x 418 x 734 | 94 | 635 | 125 | 311 / 288 | 3 | 6 |  |
| BA31H | 1350 x 520 x 900 | 1265 x 418 x 734 | 92 | 657 | 125 | 311 / 288 | 3 | 6 |  |



BA21H





Glass Froster /Sub Zero Cooler
-15/-2 °C

GF200VSG

Product Features

- Designed as glass froster or sub zero cooler
- Fully automatic
- Fan assisted cooling
- Adjustable shelves
- Adjustable feet
- LED interior light with switch
- Heated glass door
- Replaceable door gasket
- Mirror finish stainless interior

Technical Specifications

| | |
|------------------------|------------------------|
| Temperature Range (°C) | -15 to -2 |
| Refrigerant | R290 |
| Type of Defrost | Electric |
| Exterior Finish | Stainless Steel |
| Interior Finish | Mirror Stainless Steel |
| Power | 13 Amp |
| Max Ambient | 30°C at 55% RH |
| Climate Class | 4 |

| | Ext. Dimension (WxDxH) (mm) | Int. Dimension (WxDxH) (mm) | Net Weight (kg) | Energy Cons. (kWh/year) | Input Power (W) | Gross/Net Volume (l) | No. of Doors | No. of Shelves | Energy Class |
|----------|-----------------------------|-----------------------------|-----------------|-------------------------|-----------------|----------------------|--------------|----------------|--------------|
| GF200VSG | 595 x 525 x 875 | 485 x 395 x 676 | 45 | 913 | 280 | 112 / 79 | 1 | 3 | NOT REQUIRED |



Lock



EM300



EM500

Description



Ideal for the pub or bar that wants to increase display capacity of chilled bottled drinks and cans while keeping the refrigeration footprint as low as possible. The EM upright range of back bar coolers come in single or double door options. Vertical LED interior lighting helps to illuminate the product and create an attractive display. The fan assisted refrigeration system ensures even and rapid cooling over the whole cabinet and an energy efficient refrigeration system helps keep running costs low.

Product Features

- Fully automatic
- Fan assisted cooling
- Lock
- Adjustable shelves
- Adjustable feet
- LED interior lights with switch
- Digital controller and temperature display
- Replaceable door gasket
- Door not reversible

Technical Specifications

| | |
|------------------------|--------------------|
| Temperature Range (°C) | +2 to +8 |
| Refrigerant | R600a |
| Type of Defrost | Electric |
| Exterior Finish | Black |
| Interior Finish | Hammered Aluminium |
| Power | 13 Amp |
| Max Ambient | 30°C at 55% RH |
| Climate Class | 4 |

| | Ext. Dimension (WxDxH) (mm) | Int. Dimension (WxDxH) (mm) | Net Weight (kg) | Energy Cons. (kWh/year) | Input Power (W) | Gross/Net Volume (l) | No. of Doors | No. of Shelves | Energy Class |
|-------|-----------------------------|-----------------------------|-----------------|-------------------------|-----------------|----------------------|--------------|----------------|-----------------------------------------------------------------------------------------|
| EM300 | 600 x 520 x 1872 | 535 x 424 x 1437 | 98 | 730 | 170 | 307 / | 1 | 4 | B  |
| EM500 | 920 x 520 x 1872 | 855 x 424 x 1437 | 125 | 1095 | | 490 / | 2 | 8 | B  |



SC85 BLACK



22

Description

A quality undercounter wine cooler with a smart black finish. Inside there are wine shelves to hold up to 22 x 75cl bottles, ideal for display and storage of white and rosé wines. The unit is fan assisted to ensure even cooling over the whole cabinet and optimal serving temperature of the wine being stored.

Product Features

- Fan assisted cooling
- Black interior and exterior
- Tinted glass door for protection of wine
- Digital temperature display
- Adjustable shelves
- LED interior light
- Curved reversible tinted glass door
- Hinged glass door
- Adjustable feet
- Lock

Technical Specifications

| | |
|------------------------|----------------|
| Temperature Range (°C) | +2 to +10 |
| Refrigerant | R600a |
| Type of Defrost | Automatic |
| Exterior Finish | Black |
| Interior Finish | Black ABS |
| Power | 13 Amp |
| Max Ambient | 30°C at 55% RH |
| Climate Class | 4 |

| | Ext. Dimension (WxDxH) (mm) | Int. Dimension (WxDxH) (mm) | Net Weight (kg) | Energy Cons. (kWh/year) | Input Power (W) | Gross/Net Volume (l) | No. of Doors | No. of Shelves | Energy Class |
|------------|-----------------------------|-----------------------------|-----------------|-------------------------|-----------------|----------------------|--------------|----------------|---------------------------------------------------------------------------------------|
| SC85 BLACK | 503 x 567 x 775 | 410 x 415 x 630 | 33 | 387 | 165 | 92 / 85 | 1 | 4 |  |



Lock



TFW100S




19

Product Features

- Stainless steel door frame and handle
- Single temperature zone
- Suitable for red or white wine
- Energy efficient cooling system
- Low noise level [40dB(A)]
- LED interior light with switch
- Reversible glass door
- Wooden shelves
- Lock

Technical Specifications

| | |
|------------------------|----------------|
| Temperature Range (°C) | +5 to +18 |
| Refrigerant | R600a |
| Type of Defrost | Automatic |
| Exterior Finish | Black |
| Interior Finish | Black ABS |
| Power | 13 Amp |
| Max Ambient | 30°C at 55% RH |
| Climate Class | 4 |

| | Ext. Dimension (WxDxH) (mm) | Int. Dimension (WxDxH) (mm) | Net Weight (kg) | Energy Cons. (kWh/year) | Input Power (W) | Gross/Net Volume (l) | No. of Doors | No. of Shelves | Energy Class |
|----------|-----------------------------|-----------------------------|-----------------|-------------------------|-----------------|----------------------|--------------|----------------|---------------------------------------------------------------------------------------|
| TFW100-S | 295 x 570 x 860 | 227 x 492 x 658 | 26 | 98 | 90 | 80 / 57 | 1 | 6 |  |



SC381W



Lock & Temperature Display



Interior With Wooden Wine Shelves



78

Description

This is a version of the best selling SC381 finished in stylish black, inside and out and is supplied with 6 adjustable wooden shelves for the display and storage of up to 78 wine bottles. It has fan assisted cooling and comes with a temperature display, There is a vertical LED light inside and a lock fitted as standard.

Product Features

- Fully automatic
- Fan assisted cooling
- Lock
- Adjustable shelves
- Adjustable feet
- Vertical full length LED interior light with switch
- Temperature display
- Replaceable door gasket
- Holds up to 78x 75cl wine bottles.
- Different shapes of 75cl bottle may affect capacity

Technical Specifications

| | |
|------------------------|----------------|
| Temperature Range (°C) | +2 to +10 |
| Refrigerant | R600a |
| Type of Defrost | Off Cycle |
| Exterior Finish | Black |
| Interior Finish | Black |
| Power | 13 Amp |
| Max Ambient | 30°C at 55% RH |
| Climate Class | 4 |

| | Ext. Dimension (WxDxH) (mm) | Int. Dimension (WxDxH) (mm) | Net Weight (kg) | Energy Cons. (kWh/year) | Input Power (W) | Gross/Net Volume (l) | No. of Doors | No. of Shelves | Energy Class |
|--------|-----------------------------|-----------------------------|-----------------|-------------------------|-----------------|----------------------|--------------|----------------|--------------|
| SC381W | 595 x 600 x 1840 | 470 x 450 x 1555 | 75 | 803 | 295 | 374 / | 1 | 5 | D A++ G |



Lock



FS1380WB



78

Description

This is a version of the popular FS1380 finished in black on the exterior, The unit comes with a full set of wine shelves, each which can take a double layer of bottle, holding up to 78 bottle of wine, the interior is illuminated by a vertical LED light. As with all the FS1380 range, quality and reliability comes as standard and the price won't break the bank. Please note that odd shaped wine bottles and champagne bottles may not be suitable for this cabinet or may affect storage

Product Features

- Fully automatic
- Fan assisted cooling
- Lock
- Adjustable shelves
- Adjustable feet
- Vertical full length LED interior light with switch
- Temperature display
- Replaceable door gasket
- Displays up to 78 wine bottles
- Different shapes of 75cl bottle may affect capacity

Technical Specifications

| | |
|------------------------|----------------|
| Temperature Range (°C) | +1 to +10 |
| Refrigerant | R600a |
| Type of Defrost | Off Cycle |
| Exterior Finish | Black |
| Interior Finish | White |
| Power | 13 Amp |
| Max Ambient | 30°C at 55% RH |
| Climate Class | 4 |

| | Ext. Dimension (WxDxH) (mm) | Int. Dimension (WxDxH) (mm) | Net Weight (kg) | Energy Cons. (kWh/year) | Input Power (W) | Gross/Net Volume (l) | No. of Doors | No. of Shelves | Energy Class |
|----------|--------------------------------|--------------------------------|--------------------|----------------------------|--------------------|-------------------------|-----------------|-------------------|-----------------|
| FS1380WB | 595 x 640 x 1840 | 470 x 450 x 1552 | 74 | 803 | 295 | 372 / 347 | 1 | 6 | D |



Lock



TFW200S



TFW200F



48



Charcoal filter to reduce odours

Description



The TFW200 is a great way to fit up to 48 wine bottle in an undercounter glass door cooler and have great looking display. Temperature can be adjusted to suit either white or red wines, allowing you to keep them at a perfect ready to serve temperature. The sleek stainless steel door frame and handle coupled with the black carcass will look great in all modern bars and restaurants. Slide out wooden shelves allow easy selection of wine while LED lights helps to keep energy bills down.

Product Features

- Stainless door frame or "frameless" option
- Single temperature zone
- Suitable for red or white wine
- Energy efficient cooling system
- Very low noise level [40dB(A)]
- LED interior light with switch
- Reversible glass door
- Wooden shelves
- Presentation shelves available as option
- Lock (TFW200-S only)

Technical Specifications

| | |
|------------------------|----------------|
| Temperature Range (°C) | +5 to +18 |
| Refrigerant | R600a |
| Type of Defrost | Automatic |
| Exterior Finish | Black |
| Interior Finish | Black ABS |
| Power | 13 Amp |
| Max Ambient | 30°C at 55% RH |
| Climate Class | 4 |

| | Ext. Dimension (WxDxH) (mm) | Int. Dimension (WxDxH) (mm) | Net Weight (kg) | Energy Cons. (kWh/year) | Input Power (W) | Gross/Net Volume (l) | No. of Doors | No. of Shelves | Energy Class |
|----------|-----------------------------|-----------------------------|-----------------|-------------------------|-----------------|----------------------|--------------|----------------|---------------------------------------------------------------------------------------|
| TFW200F | 595 x 570 x 820 | 520 x 445 x 605 | 44 | 130 | 160 | 155 / 141 | 1 | 4 |  |
| TFW200-S | 595 x 570 x 820 | 520 x 445 x 605 | 44 | 130 | 160 | 155 / 141 | 1 | 4 |  |



Dual
Temperature



TFW300-2F



Frameless door



Curved handle



119

Description


The TFW300-2F is a dual temperature wine cooler with “frameless” edge to edge glass door. Designed so you can store and display white and red wine at the correct temperature with white wine in the top half and red wine at the bottom. Slide out wooden shelves allow easy selection of wine. A re-designed refrigeration system helps keep the unit as quiet as possible and energy consumption low.

Product Features

- Frameless glass door
- 2 temperature zones
- Suitable for red and white wines
- Energy efficient cooling system
- Very low noise level [39dB(A)]
- LED interior light with switch
- Reversible door
- Curved stainless steel handle
- Wooden shelves
- Presentation shelves available as option

Technical Specifications

| | |
|------------------------|------------------------|
| Temperature Range (°C) | +5 to +10 / +10 to +18 |
| Refrigerant | R600a |
| Type of Defrost | Automatic |
| Exterior Finish | Black |
| Interior Finish | Black ABS |
| Power | 13 Amp |
| Max Ambient | 30°C at 55% RH |
| Climate Class | 4 |

| | Ext. Dimension (WxDxH) (mm) | Int. Dimension (WxDxH) (mm) | Net Weight (kg) | Energy Cons. (kWh/year) | Input Power (W) | Gross/Net Volume (l) | No. of Doors | No. of Shelves | Energy Class |
|-----------|--------------------------------|--------------------------------|--------------------|----------------------------|--------------------|-------------------------|-----------------|-------------------|---------------------------------------------------------------------------------------|
| TFW300-2F | 595 x 680 x 1390 | 510 x 540 x 1130 | 89 | 150 | 155 | 270 / 250 | 1 | 10 |  |



TFW400S



TFW400F (FRAMELESS)



Above image shows optional display shelves



165

Layout of bottle on shelves



Slide out shelves for access

Description

Probably the best way to store and display large quantities of wine bottles in style. Temperature can be adjusted to suit either white or red wines allowing you to keep them at a perfect ready to serve temperature. Slide out wooden shelves allow easy selection of wine and intelligent design of the shelf maximises storage space. Low level LED give mood lighting inside the cabinet. Dual temperature unit is also available

Product Features

- Stainless steel door frame and handle
- Single temperature zone
- Suitable for red or white wine
- Energy efficient cooling system
- Very low noise level [39dB(A)]
- Reversible glass door
- LED interior light with switch
- Wooden shelves
- Presentation shelves available as option
- Lock (TFW400-S only)

Technical Specifications

| | |
|------------------------|----------------|
| Temperature Range (°C) | +5 to +18 |
| Refrigerant | R600a |
| Type of Defrost | Automatic |
| Exterior Finish | Black |
| Interior Finish | Black ABS |
| Power | 13 Amp |
| Max Ambient | 30°C at 55% RH |
| Climate Class | 4 |

| | Ext. Dimension (WxDxH) (mm) | Int. Dimension (WxDxH) (mm) | Net Weight (kg) | Energy Cons. (kWh/year) | Input Power (W) | Gross/Net Volume (l) | No. of Doors | No. of Shelves | Energy Class |
|----------|-----------------------------|-----------------------------|-----------------|-------------------------|-----------------|----------------------|--------------|----------------|--------------|
| TFW400-S | 595 x 680 x 1760 | 515 x 532 x 1585 | 106 | 158 | 220 | 426 / 350 | 1 | 15 | G A T G |
| TFW400F | 595 x 680 x 1760 | 515 x 532 x 1585 | 106 | 158 | 220 | 426 / 350 | 1 | 15 | G A T G |



Dual
Temperature



Optional display shelf



Layout of bottle on shelves



Slide out shelves for access



TFW400-2S
(DUAL TEMP)



TFW4002F (FRAMELESS
DUAL TEMP)



163

Description



The TFW400-2S is a dual temperature wine cooler with stainless or "frameless" glass door. Designed so you can store and display white and red wine at the correct temperature with white wine in the top half (up to 86 bottles) and red wine at the bottom (up to 77 bottles). Slide out wooden shelves allow easy selection of wine. A re-designed refrigeration system help keep the unit as quiet as possible and energy consumption low.

Product Features

- Stainless steel door frame and handle
- Dual temperature zones
- Suitable for red and white wine
- Energy efficient cooling system
- Very low noise level [40dB(A)]
- LED interior light with switch
- Reversible glass door
- Wooden shelves
- Presentation shelves available as option
- Lock (TFW400-2S only)

Technical Specifications

| | |
|------------------------|------------------------|
| Temperature Range (°C) | +5 to +10 / +10 to +18 |
| Refrigerant | R600a |
| Type of Defrost | Automatic |
| Exterior Finish | Black |
| Interior Finish | Black ABS |
| Power | 13 Amp |
| Max Ambient | 30°C at 55% RH |
| Climate Class | 4 |

| | Ext. Dimension (WxDxH) (mm) | Int. Dimension (WxDxH) (mm) | Net Weight (kg) | Energy Cons. (kWh/year) | Input Power (W) | Gross/Net Volume (l) | No. of Doors | No. of Shelves | Energy Class |
|-----------|--------------------------------|--------------------------------|--------------------|----------------------------|--------------------|-------------------------|-----------------|-------------------|---------------------------------------------------------------------------------------|
| TFW400-2S | 595 x 680 x 1760 | 515 x 532 x 1585 | 106 | 175 | 220 | 416 / 350 | 1 | 14 |  |
| TFW400-2F | 595 x 680 x 1760 | 515 x 532 x 1585 | 106 | 175 | 220 | 416 / 350 | 1 | 14 |  |



FSC175H



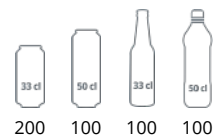
FSC175HB



Suitable for Dairy Products



Lock



Description

The slim FSC175H at only 435mm wide makes an ideal glass door merchandiser where space is restricted. The unit comes with 4 adjustable shelves, bright LED lighting and light canopy to enable branding. The cabinet lets you optimise space and maximise sales

Product Features

- Fully automatic
- Fan assisted cooling
- Lock
- Adjustable shelves
- Rollers with adjustable feet
- Self closing door
- LED interior light with switch
- Temperature display
- Replaceable door gasket
- Internal stainless steel base

Technical Specifications

| | |
|------------------------|----------------|
| Temperature Range (°C) | +2 to +10 |
| Refrigerant | R600a |
| Type of Defrost | Automatic |
| Exterior Finish | White or Black |
| Interior Finish | White or Black |
| Power | 13 Amp |
| Max Ambient | 30°C at 55% RH |
| Climate Class | 4 |

| | Ext. Dimension (WxDxH) (mm) | Int. Dimension (WxDxH) (mm) | Net Weight (kg) | Energy Cons. (kWh/year) | Input Power (W) | Gross/Net Volume (l) | No. of Doors | No. of Shelves | Energy Class |
|---------------|-----------------------------|-----------------------------|-----------------|-------------------------|-----------------|----------------------|--------------|----------------|--------------|
| FSC175H | 435 x 505 x 2013 | 357 x 362 x 1410 | 64 | 967 | 200 | 182 / 114 | 1 | 5 | F A T G |
| FSC175H BLACK | 435 x 505 x 2013 | 357 x 362 x 1410 | 64 | 967 | 200 | 182 / 114 | 1 | 5 | F A T G |



Suitable for
Dairy Products



Lock



FS1280



FS1220

Description



The baby brothers of the popular and best selling FS1380. These units are ideal for spaces where height is restricted but you have more room than a normal under counter. With the same build quality and reliability of the FS1380, just shorter. This could be just what you are looking for.

Product Features

- Fully automatic
- Fan assisted cooling
- Lock
- Adjustable shelves
- Adjustable feet
- LED interior light with switch
- Temperature display
- Replaceable door gasket

Technical Specifications

| | |
|------------------------|----------------|
| Temperature Range (°C) | +2 to +10 |
| Refrigerant | R600a |
| Type of Defrost | Off Cycle |
| Exterior Finish | White |
| Interior Finish | White |
| Power | 13 Amp |
| Max Ambient | 25°C at 60% RH |
| Climate Class | 4 |

| | Ext. Dimension (WxDxH) (mm) | Int. Dimension (WxDxH) (mm) | Net Weight (kg) | Energy Cons. (kWh/year) | Input Power (W) | Gross/Net Volume (l) | No. of Doors | No. of Shelves | Energy Class |
|--------|--------------------------------|--------------------------------|--------------------|----------------------------|--------------------|-------------------------|-----------------|-------------------|---------------------------------------------------------------------------------------|
| FS1220 | 595 x 640 x 1315 | 470 x 440 x 1027 | 62 | 694 | 229 | 215 / 190 | 1 | 3 |  |
| FS1280 | 595 x 640 x 1635 | 470 x 440 x 1347 | 73 | 730 | 266 | 290 / 260 | 1 | 4 |  |



SC381



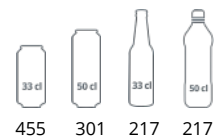
SC381 L/H



Suitable for Dairy Products



Lock



Ticket strips available as optional extra

Description

Our best selling budget glass door cooler that features an excellent level of quality and reliability at a great price. It features fan assisted cooling, temperature display, full height vertical internal LED light and lock fitted. It is so popular we even stock this model in a left-hand hinge option as well as the more popular right-hand hinge.

Product Features

- Fully automatic
- Fan assisted cooling
- Lock
- Adjustable shelves
- Adjustable feet
- Vertical LED interior light with switch
- Temperature display
- Replaceable door gasket

Technical Specifications

| | |
|------------------------|----------------|
| Temperature Range (°C) | +2 to +10 |
| Refrigerant | R600a |
| Type of Defrost | Off Cycle |
| Exterior Finish | White |
| Interior Finish | White |
| Power | 13 Amp |
| Max Ambient | 30°C at 55% RH |
| Climate Class | 4 |

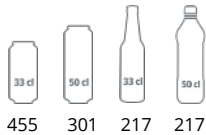
| | Ext. Dimension (WxDxH) (mm) | Int. Dimension (WxDxH) (mm) | Net Weight (kg) | Energy Cons. (kWh/year) | Input Power (W) | Gross/Net Volume (l) | No. of Doors | No. of Shelves | Energy Class |
|-----------|-----------------------------|-----------------------------|-----------------|-------------------------|-----------------|----------------------|--------------|----------------|--------------|
| SC381 | 595 x 640 x 1840 | 470 x 440 x 1555 | 75 | 821 | 295 | 372 / 347 | 1 | 5 | |
| SC381 L/H | 595 x 640 x 1840 | 470 x 440 x 1555 | 75 | 821 | 295 | 372 / 347 | 1 | 5 | |



Suitable for
Dairy Products



Lock



Ticket strips available as
optional extra



FS1380

FS1380 L/H

Left hand hinge version
available from stock

Description



Our most popular glass door fridge, and probably the best selling unit in the UK. Tried and tested Tefcold quality at an excellent price. This cabinet is renowned for its reliability, simple design with aluminium door frame, interior light, lock and temperature display. It is everything you need from a glass door merchandiser including five shelves as standard to maximise display space. A tried and tested workhorse for all shops and cafés. This model is so popular we even stock it as a left-hand hinge version as standard in addition to the more usual right-hand hinge version.

Product Features

- Fully automatic
- Fan assisted cooling
- Lock
- Adjustable shelves
- Adjustable feet
- Vertical LED Interior light with switch
- Temperature display
- Replaceable door gasket

Technical Specifications

| | |
|------------------------|----------------|
| Temperature Range (°C) | +2 to +10 |
| Refrigerant | R600a |
| Type of Defrost | Off Cycle |
| Exterior Finish | White |
| Interior Finish | White |
| Power | 13 Amp |
| Max Ambient | 30°C at 55% RH |
| Climate Class | 4 |

| | Ext. Dimension (WxDxH) (mm) | Int. Dimension (WxDxH) (mm) | Net Weight (kg) | Energy Cons. (kWh/year) | Input Power (W) | Gross/Net Volume (l) | No. of Doors | No. of Shelves | Energy Class |
|------------|-----------------------------|-----------------------------|-----------------|-------------------------|-----------------|----------------------|--------------|----------------|---------------------------------------------------------------------------------------|
| FS1380 | 595 x 640 x 1840 | 470 x 440 x 1555 | 74 | 803 | 295 | 372 / 347 | 1 | 5 |  |
| FS1380 L/H | 595 x 640 x 1840 | 470 x 450 x 1555 | 74 | 803 | 295 | 372 / 347 | 1 | 5 |  |



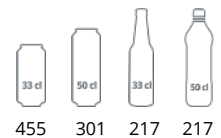
Suitable for Dairy Products



Lock



LED Lights on both sides of the door frame illuminating the interior



455 301 217 217

Description

Designed to give a more premium feel for a display fridge, the CEV425 features a black interior and exterior. It has the benefit of twin vertical LED lighting (one strip down each side of the interior of the door frame), this gives excellent lighting to the front of the produce, while many cabinets light produce from the side or the top. Excellent for display of craft beers, ciders, sports and energy drinks setting your display apart from the rest

Product Features

- Black interior and exterior
- Elegant design
- Great product presentation
- Extra shelf space
- LED interior light
- Adjustable shelves
- Fan assisted cooling
- Reversible door (spare parts needed)
- Adjustable feet with rollers to rear

Technical Specifications

| | |
|------------------------|----------------|
| Temperature Range (°C) | +2 to +10 |
| Refrigerant | R600a |
| Type of Defrost | Automatic |
| Exterior Finish | Black |
| Interior Finish | Black |
| Power | 13 Amp |
| Max Ambient | 30°C at 55% RH |
| Climate Class | 4 |


| | Ext. Dimension (WxDxH) (mm) | Int. Dimension (WxDxH) (mm) | Net Weight (kg) | Energy Cons. (kWh/year) | Input Power (W) | Gross/Net Volume (l) | No. of Doors | No. of Shelves | Energy Class |
|------------------|-----------------------------|-----------------------------|-----------------|-------------------------|-----------------|----------------------|--------------|----------------|--------------|
| CEV425 BLACK | 595 x 640 x 1840 | 470 x 440 x 1555 | 75 | 803 | 295 | 372 / 347 | 1 | 5 | |
| CEV425 BLACK L/H | 595 x 640 x 1840 | 470 x 440 x 1555 | 75 | 803 | 295 | 372 / 347 | 1 | 4 | |



Suitable for
Dairy Products



Lock



1990mm High
More Display
Space



264

Description


The SCU1425 is a display refrigeration unit that offers high-quality at an affordable price. Being taller than a standard glass door fridge provides extra storage inside and well designed interior lighting (3 Led light strips) illuminate the product from the front. The black finish emphasis the product and the "frameless" glass door creates a seamless finish. Fan assisted cooling ensures even cooling throughout the cabinet and a faster pull-down time when re-stocked. This display cooler is designed to maximise display space, make your product stand out and draw attention to what's inside.

Product Features

- Taller than standard for greater display area
- Fully automatic
- Fan assisted cooling
- Lock
- Adjustable shelves
- Adjustable feet
- Edge to edge "frameless" glass door
- LED interior light with switch (vertically down both sides and across the top of the door)
- Temperature display
- Replaceable door gasket

Technical Specifications

| | |
|------------------------|----------------|
| Temperature Range (°C) | +2 to +10 |
| Refrigerant | R600a |
| Type of Defrost | Automatic |
| Exterior Finish | Black |
| Interior Finish | Black ABS |
| Power | 13 Amp |
| Max Ambient | 30°C at 55% RH |
| Climate Class | 4 |

| | Ext. Dimension (WxDxH) (mm) | Int. Dimension (WxDxH) (mm) | Net Weight (kg) | Energy Cons. (kWh/year) | Input Power (W) | Gross/Net Volume (l) | No. of Doors | No. of Shelves | Energy Class |
|-------------------|--------------------------------|--------------------------------|--------------------|----------------------------|--------------------|-------------------------|-----------------|-------------------|---------------------------------------------------------------------------------------|
| SCU1425 FRAMELESS | 595 x 595 x 1990 | 505 x 462 x 1742 | 86 | 683 | 235 | 387 / 347 | 1 | 5 |  |



UR400G



UR400SG



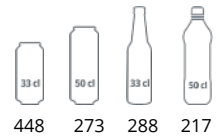
Freezer Option Available



Suitable for Dairy Products



Lock



Description

The UR400G range is available in a white or stainless steel exterior finish to suit your requirement and feature a sturdy aluminium door frame. Developed from the solid door UR400 that has a reputation for quality and reliability this glass door option has fan assisted cooling and vertical LED lighting within the door frame to help create an excellent display for your product. A Digital temperature display and controller help ensure ease of use and reliability.

Product Features

- Hinged glass door
- Electronic thermostat
- Reversible door
- Adjustable shelves
- Fan assisted cooling
- LED interior light with switch
- Digital controller and temperature display
- Adjustable feet with rollers to rear

Technical Specifications

| | |
|------------------------|--------------------------|
| Temperature Range (°C) | +2 to +10 |
| Refrigerant | R600a |
| Type of Defrost | Automatic |
| Exterior Finish | White or Stainless Steel |
| Interior Finish | White ABS |
| Power | 13 Amp |
| Max Ambient | 30°C at 55% RH |
| Climate Class | 4 |

| | Ext. Dimension (WxDxH) (mm) | Int. Dimension (WxDxH) (mm) | Net Weight (kg) | Energy Cons. (kWh/year) | Input Power (W) | Gross/Net Volume (l) | No. of Doors | No. of Shelves | Energy Class |
|---------|-----------------------------|-----------------------------|-----------------|-------------------------|-----------------|----------------------|--------------|----------------|--------------|
| UR400G | 600 x 585 x 1855 | 506 x 485 x 1620 | 80 | 773 | 130 | 374 / 350 | 1 | 4 | B A T G |
| UR400SG | 600 x 585 x 1855 | 506 x 485 x 1620 | 80 | 773 | 130 | 374 / 350 | 1 | 4 | B A T G |



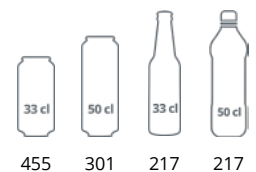
Suitable for Dairy Products



Lock



FSC1380



Description

The FSC1380 takes the quality and reliability of the FS1380 and adds a light canopy making it ideal for branding. Full length vertical LED lighting in the door frame illuminated the product in the cabinet from the front to produce an attractive display. The cabinet comes with fan assisted cooling and lock fitted as standard.

Product Features

- Fully automatic
- Fan assisted cooling
- Lock
- Adjustable shelves
- Adjustable feet
- Interior LED light with switch
- Temperature display
- Light canopy with switch
- Replaceable door gasket

Technical Specifications

| | |
|------------------------|----------------|
| Temperature Range (°C) | +2 to +10 |
| Refrigerant | R600a |
| Type of Defrost | Off Cycle |
| Exterior Finish | White |
| Interior Finish | White |
| Power | 13 Amp |
| Max Ambient | 30°C at 55% RH |
| Climate Class | 4 |

| | Ext. Dimension (WxDxH) (mm) | Int. Dimension (WxDxH) (mm) | Net Weight (kg) | Energy Cons. (kWh/year) | Input Power (W) | Gross/Net Volume (l) | No. of Doors | No. of Shelves | Energy Class |
|---------|-----------------------------|-----------------------------|-----------------|-------------------------|-----------------|----------------------|--------------|----------------|--------------|
| FSC1380 | 595 x 640 x 1980 | 470 x 440 x 1555 | 82 | 821 | 295 | 372 / 347 | 1 | 5 | D |





CEV425CP



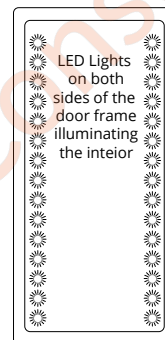
CEV425CP BLACK



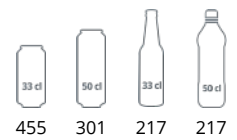
Suitable for Dairy Products



Lock



LED Lights on both sides of the door frame illuminating the interior



LED light inside door frame

Description



The CEV425CP provides a chilled display solution that helps to focus on the product you are trying to sell. Twin vertical LED lights (set into the left and right hand side of the door frame) ensure clear and even illumination of the product inside the unit. A fan assisted cooling system ensures even cooling of the product and the LED light canopy is ideal for branding. Ideal for cafes, convenience stores, takeaways and coffee shops. The unit is also popular with drinks companies as it provides an excellent route to market with full branding.

Product Features

- One of our bestsellers
- Great product presentation
- Illuminated canopy
- Ideal for branding
- LED light in door frame
- Adjustable shelves
- Fan assisted cooling
- Reversible door (spare parts needed)
- Digital temperature display
- Lock

Technical Specifications

| | |
|------------------------|----------------|
| Temperature Range (°C) | +2 to +10 |
| Refrigerant | R600a |
| Type of Defrost | Off Cycle |
| Exterior Finish | White or Black |
| Interior Finish | White or Black |
| Power | 13 Amp |
| Max Ambient | 30°C at 55% RH |
| Climate Class | 4 |

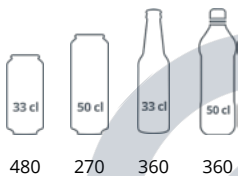
| | Ext. Dimension (WxDxH) (mm) | Int. Dimension (WxDxH) (mm) | Net Weight (kg) | Energy Cons. (kWh/year) | Input Power (W) | Gross/Net Volume (l) | No. of Doors | No. of Shelves | Energy Class |
|----------------|-----------------------------|-----------------------------|-----------------|-------------------------|-----------------|----------------------|--------------|----------------|---------------------------------------------------------------------------------------|
| CEV425CP BLACK | 595 x 640 x 1980 | 470 x 440 x 1555 | 78 | 821 | 295 | 372 / 347 | 1 | 5 |  |
| CEV425CP 2 LED | 595 x 640 x 1980 | 470 x 440 x 1555 | 78 | 821 | 295 | 372 / 347 | 1 | 4 |  |



Suitable for Dairy Products



Lock



FSC1450

Description


If you need a glass door cooler with more capacity than the FSC1380 then the FSC1450 may be ideal for you. With a capacity of 438 litres this is a great way to maximise storage and display of products. Ideal for adding your own branding with an LED light canopy to the top.

Product Features

- Fully automatic
- Fan assisted cooling
- Lock
- Adjustable shelves
- Adjustable feet
- LED interior light with switch
- Temperature display
- LED Light canopy with switch
- Replaceable door gasket

Technical Specifications

| | |
|------------------------|----------------|
| Temperature Range (°C) | +2 to +10 |
| Refrigerant | R600a |
| Type of Defrost | Off Cycle |
| Exterior Finish | White |
| Interior Finish | White |
| Power | 13 Amp |
| Max Ambient | 30°C at 55% RH |
| Climate Class | 4 |

| | Ext. Dimension (WxDxH) (mm) | Int. Dimension (WxDxH) (mm) | Net Weight (kg) | Energy Cons. (kWh/year) | Input Power (W) | Gross/Net Volume (l) | No. of Doors | No. of Shelves | Energy Class |
|---------|-----------------------------|-----------------------------|-----------------|-------------------------|-----------------|----------------------|--------------|----------------|---------------------------------------------------------------------------------------|
| FSC1450 | 680 x 655 x 2090 | 585 x 495 x 1515 | 102 | 1321 | 295 | 438 / 374 | 1 | 6 |  |



Suitable for Dairy Products



Lock



Vertical LED strip light in door frames

FS890H

FS890H BLACK



948 480 528 468

Description

An excellent choice of double door display chiller when a light canopy for branding isn't required. It gives a little more interior height and makes for a cleaner looking cabinet. With Tefcold's build quality and reliability as standard this style of cabinet has become a popular choice for shops and cafes.

Product Features

- Fully automatic
- Fan assisted cooling
- Adjustable full width shelves
- Adjustable feet with rollers to rear
- Vertical LED Interior light with switch
- Temperature display
- Self closing hinged doors

Technical Specifications

| | |
|------------------------|--------------------------|
| Temperature Range (°C) | +2 to +10 |
| Refrigerant | R290 |
| Type of Defrost | Automatic |
| Exterior Finish | White or Black |
| Interior Finish | White or Black (RAL9005) |
| Power | 13 Amp |
| Max Ambient | 30°C at 55% RH |
| Climate Class | 4 |

| | Ext. Dimension (WxDxH) (mm) | Int. Dimension (WxDxH) (mm) | Net Weight (kg) | Energy Cons. (kWh/year) | Input Power (W) | Gross/Net Volume (l) | No. of Doors | No. of Shelves | Energy Class |
|--------------|-----------------------------|-----------------------------|-----------------|-------------------------|-----------------|----------------------|--------------|----------------|--------------|
| FS890H | 890 x 740 x 1990 | 810 x 561 x 1556 | 153 | 2227 | 410 | 707 / 535 | 2 | 5 | F A T G |
| FS890H BLACK | 890 x 740 x 1990 | 810 x 561 x 1556 | 153 | 2227 | 410 | 707 / 535 | 2 | 5 | F A T G |

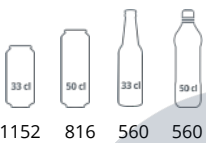


Suitable for
Dairy Products



FS1202S

FS1002S



1152 816 560 560

Description

The TECOLD FS1002S & FS1202S are a range of sliding glass door merchandisers. Without a light canopy they maximise the display space allowing higher glass doors. They are versatile units suitable for drinks, dairy (milk, cheese etc) and sandwiches. Fan assisted cooling, vertical interior lights and self closing doors make it ideal for supermarkets, convenience stores, shops and cafes.

Product Features

- Fully automatic
- Fan assisted cooling
- Adjustable full width shelves
- Lock
- Adjustable feet with rollers to rear
- Interior light with switch
- Digital temperature display
- Self closing sliding doors with stay open feature for ease of loading

Technical Specifications

| | |
|------------------------|-------------|
| Temperature Range (°C) | +2 to +10 |
| Refrigerant | R290 |
| Type of Defrost | Automatic |
| Exterior Finish | White |
| Interior Finish | White |
| Power | 13 Amp |
| Max Ambient | 30°C 55% RH |
| Climate Class | 4 |

| | Ext. Dimension (WxDxH) (mm) | Int. Dimension (WxDxH) (mm) | Net Weight (kg) | Energy Cons. (kWh/year) | Input Power (W) | Gross/Net Volume (l) | No. of Doors | No. of Shelves | Energy Class |
|---------|-----------------------------|-----------------------------|-----------------|-------------------------|-----------------|----------------------|--------------|----------------|--------------|
| FS1002S | 1000 x 735 x 1990 | 890 x 573 x 1533 | 163 | 2175 | 450 | 730 / 540 | 2 | 5 | F A1 G |
| FS1202S | 1200 x 735 x 1990 | 1090 x 573 x 1533 | 174 | 2482 | 450 | 895 / 660 | 2 | 5 | F A1 G |



Freezer Option Available



Suitable for Dairy Products



Lock

NC7500G

NC5000G

NC2500G

Description




The TEFCOLD NC range of coolers focus on large display capacity, great interior lighting (2 vertical LED light strips per door) combined with cooling power and energy efficiency. Solid construction combined with a carefully designed cooling system make this a product that is designed to last. Available in single, double and triple door options to enable you to mix and match to suit your requirements. They are also available as matching freezers (NF Range)


Product Features

- Fully automatic
- Fan assisted cooling
- Auto defrost
- Lock
- Adjustable shelves
- Small castors with locking feet
- LED interior light with switch (2 LED strips per door)
- LED Light canopy with switch
- Digital controller and temperature display
- Self closing hinged glass doors
- Replaceable door gasket

Technical Specifications

| | |
|------------------------|-------------|
| Temperature Range (°C) | +2 to +8 |
| Refrigerant | R290 |
| Type of Defrost | Automatic |
| Exterior Finish | White |
| Interior Finish | White |
| Power | 13 Amp |
| Max Ambient | 30°C 55% RH |
| Climate Class | 4 |

| | Ext. Dimension (WxDxH) (mm) | Int. Dimension (WxDxH) (mm) | Net Weight (kg) | Energy Cons. (kWh/year) | Input Power (W) | Gross/Net Volume (l) | No. of Doors | No. of Shelves | Energy Class |
|---------|-----------------------------|-----------------------------|-----------------|-------------------------|-----------------|----------------------|--------------|----------------|---------------------------------------------------------------------------------------|
| NC2500G | 680 x 700 x 2022 | 560 x 580 x 1327 | 138 | 643 | 300 | 515 / 412 | 1 | 4 |  |
| NC5000G | 1370 x 700 x 2022 | 1250 x 580 x 1327 | 212 | 1024 | 500 | 1149 / 1079 | 2 | 8 |  |
| NC7500G | 2057 x 700 x 2022 | 1937 x 580 x 1327 | 308 | 3619 | 700 | 1784 / 1657 | 3 | 12 |  |



NC5000G



Freezer Option Available



Suitable for Dairy Products



Lock

Description

The Interlevin LGC series offers single, double, and triple door glass chillers that match with freezers in the LGF range. These sturdy cabinets are equipped with useful features, including two vertical LED lights per door, a stainless steel base for easy cleaning, and an energy-efficient refrigeration system. The LED canopy allows for branding, and the castors provide easy mobility, while the locking feet ensure stability. The Interlevin LGC range is an affordable, versatile, and high-quality solution.

Product Features

- Fully automatic
- Fan assisted cooling
- Auto defrost
- Lock
- Adjustable shelves
- Castors with locking feet
- LED interior light with switch (2 LED strips per door)
- Digital controller and temperature display
- LED Light canopy with switch
- Internal stainless steel base
- Self closing sliding doors with stay open feature

Technical Specifications

| | |
|------------------------|----------------------------------------|
| Temperature Range (°C) | +1 to +8 |
| Refrigerant | R600a (LGC2500) R290 (Other models) |
| Type of Defrost | Off Cycle |
| Exterior Finish | White |
| Interior Finish | White |
| Power | 13 Amp |
| Max Ambient | 30°C at 55% RH |
| Climate Class | 4 |

| | Ext. Dimension (WxDxH) (mm) | Int. Dimension (WxDxH) (mm) | Net Weight (kg) | Energy Cons. (kWh/year) | Input Power (W) | Gross/Net Volume (l) | No. of Doors | No. of Shelves | Energy Class |
|---------|-----------------------------|-----------------------------|-----------------|-------------------------|-----------------|----------------------|--------------|----------------|--------------|
| LGC2500 | 690 x 800 x 2055 | 565 x 640 x 1520 | 115 | 1349 | 280 | 496 / | 1 | 4 | |
| LGC5000 | 1382 x 800 x 2055 | 1262 x 640 x 1520 | 190 | 1900 | 400 | 1108 / | 2 | 8 | |
| LGC7500 | 2079 x 800 x 2055 | 1959 x 640 x 1520 | 230 | 3870 | 650 | 2050 / | 3 | 12 | |



New Product



Freezer Option Available



Suitable for Dairy Products



Lock




Product Features

- Fully automatic
- Fan assisted cooling
- Auto defrost
- Lock
- Adjustable shelves
- Castors with locking feet
- LED interior light with switch (2 LED strips per door)
- Digital controller and temperature display
- LED Light canopy with switch
- Internal stainless steel base
- Self closing sliding doors with stay open feature

Technical Specifications

| | |
|------------------------|----------------|
| Temperature Range (°C) | +1 to +8 |
| Refrigerant | R290 |
| Type of Defrost | Off Cycle |
| Exterior Finish | Black |
| Interior Finish | Black |
| Power | 13 Amp |
| Max Ambient | 30°C at 55% RH |
| Climate Class | 4 |

| | Ext. Dimension (WxDxH) (mm) | Int. Dimension (WxDxH) (mm) | Net Weight (kg) | Energy Cons. (kWh/year) | Input Power (W) | Gross/Net Volume (l) | No. of Doors | No. of Shelves | Energy Class |
|---------------|-----------------------------|-----------------------------|-----------------|-------------------------|-----------------|----------------------|--------------|----------------|---------------------------------------------------------------------------------------|
| LGC5000 Black | 1382 x 800 x 2055 | 1262 x 640 x 1520 | 190 | 1900 | 400 | 1108 / | 2 | 8 |  |



Glass Door Merchandiser FSC-H Range

TEFCOLD®



FSC1200H



FSC1000H



FSC890H



Freezer Option Available



Suitable for Dairy Products






Lock

Product Features

- Fully automatic
- Fan assisted cooling
- Adjustable full width shelves
- Adjustable feet with rollers to rear
- Vertical LED Interior light (2 strips per door) with switch
- Temperature display
- Self closing hinged glass door
- LED Light canopy with switch
- Replaceable door gasket

Technical Specifications

| | |
|------------------------|----------------|
| Temperature Range (°C) | +2 to +10 |
| Refrigerant | R290 |
| Type of Defrost | Automatic |
| Exterior Finish | White |
| Interior Finish | White |
| Power | 13 Amp |
| Max Ambient | 30°C at 55% RH |
| Climate Class | 4 |

| | Ext. Dimension (WxDxH) (mm) | Int. Dimension (WxDxH) (mm) | Net Weight (kg) | Energy Cons. (kWh/year) | Input Power (W) | Gross/Net Volume (l) | No. of Doors | No. of Shelves | Energy Class |
|----------|-----------------------------|-----------------------------|-----------------|-------------------------|-----------------|----------------------|--------------|----------------|---------------------------------------------------------------------------------------|
| FSC890H | 890 x 740 x 1990 | 810 x 561 x 1556 | 153 | 2281 | 410 | 707 / 535 | 2 | 5 |  |
| FSC1000H | 1000 x 790 x 2000 | 890 x 670 x 1533 | 162 | 2175 | 450 | 796 / 524 | 2 | 5 |  |
| FSC1200H | 1200 x 790 x 2000 | 1090 x 670 x 1533 | 174 | 2482 | 880 | 1082 / 645 | 2 | 5 |  |



Suitable for
Dairy Products



Lock



FSC1200H BLACK

FSC1000H BLACK

FSC890H BLACK

Description

The FSC-H Black range combines a quality unit at a very competitive price. Excellent build quality with a powerful fan assisted refrigeration system, sturdy hinged door, and LED light canopy that can have branding added to create extra impact. The black interior combined with the excellent vertical LED lighting (2 light strips on each door) really helps produce stand out to customers.

Product Features

- LED illuminated canopy
- Internal vertical LED light
- Black interior and exterior
- Adjustable shelves
- Ventilated cooling
- Hinged alu-framed glass doors
- Adjustable feet with rollers to rear
- Digital temperature display

Technical Specifications

| | |
|------------------------|-----------------|
| Temperature Range (°C) | +2 to +10 |
| Refrigerant | R290 |
| Type of Defrost | Automatic |
| Exterior Finish | Black |
| Interior Finish | Black (RAL9005) |
| Power | 13 Amp |
| Max Ambient | 30°C at 55% RH |
| Climate Class | 4 |

| | Ext. Dimension (WxDxH) (mm) | Int. Dimension (WxDxH) (mm) | Net Weight (kg) | Energy Cons. (kWh/year) | Input Power (W) | Gross/Net Volume (l) | No. of Doors | No. of Shelves | Energy Class |
|----------------|--------------------------------|--------------------------------|--------------------|----------------------------|--------------------|-------------------------|-----------------|-------------------|-------------------------------|
| FSC890H BLACK | 890 x 740 x 1990 | 810 x 561 x 1556 | 153 | 2281 | 410 | 707 / 535 | 2 | 5 | G <small>A T G</small> |
| FSC1000H BLACK | 1000 x 790 x 2000 | 890 x 670 x 1533 | 162 | 2175 | 450 | 796 / 524 | 2 | 5 | F <small>A T G</small> |
| FSC1200H BLACK | 1200 x 790 x 2000 | 1090 x 670 x 1533 | 174 | 2482 | 880 | 1082 / 645 | 2 | 5 | F <small>A T G</small> |



FSC1000S



FSC890S



FSC1200S



Suitable for Dairy Products






Lock

Product Features

- Fully automatic
- Fan assisted cooling
- Adjustable full width shelves
- Adjustable feet with rollers to rear
- LED interior light with switch
- Temperature display
- Self closing sliding glass doors
- LED Light canopy with switch

Technical Specifications

| | |
|------------------------|----------------|
| Temperature Range (°C) | +2 to +10 |
| Refrigerant | R290 |
| Type of Defrost | Automatic |
| Exterior Finish | White |
| Interior Finish | White |
| Power | 13 Amp |
| Max Ambient | 30°C at 55% RH |
| Climate Class | 4 |

| | Ext. Dimension (WxDxH) (mm) | Int. Dimension (WxDxH) (mm) | Net Weight (kg) | Energy Cons. (kWh/year) | Input Power (W) | Gross/Net Volume (l) | No. of Doors | No. of Shelves | Energy Class |
|----------|-----------------------------|-----------------------------|-----------------|-------------------------|-----------------|----------------------|--------------|----------------|---------------------------------------------------------------------------------------|
| FSC890S | 890 x 740 x 1990 | 810 x 561 x 1556 | 153 | 2179 | 410 | 707 / 462 | 2 | 5 |  |
| FSC1000S | 1000 x 740 x 2000 | 890 x 572 x 1533 | 159 | 2175 | 450 | 771 / 524 | 2 | 5 |  |
| FSC1200S | 1200 x 740 x 2000 | 1090 x 572 x 1533 | 178 | 3157 | 880 | 967 / 645 | 2 | 5 |  |



Suitable for
Dairy Products



Lock



FSC1200S BLACK

FSC1000S BLACK

Description

The TEFCOLD FSC-S Black range is available in two sizes - 1m and 1.2 metres wide. The black exterior is popular for contemporary shop fit-outs helping to give a more modern look. The black interior combined with vertical LED lighting really help the product stand out and catch the eye. The unit is suitable for drinks, dairy (milk, cheese, etc) as well as pre-packed sandwiches. The fridge is ideal for convenience stores, delis, sandwich shops and cafes.

Product Features

- Illuminated canopy
- Internal vertical light
- Adjustable shelves
- Adjustable feet
- Ventilated cooling
- LED interior light with switch
- Self-closing sliding glass doors
- Adjustable feet with rollers to rear

Technical Specifications

| | |
|------------------------|-----------------|
| Temperature Range (°C) | +2 to +10 |
| Refrigerant | R290 |
| Type of Defrost | Automatic |
| Exterior Finish | Black |
| Interior Finish | Black (RAL9005) |
| Power | 13 Amp |
| Max Ambient | 30°C at 55% RH |
| Climate Class | 4 |

| | Ext. Dimension (WxDxH) (mm) | Int. Dimension (WxDxH) (mm) | Net Weight (kg) | Energy Cons. (kWh/year) | Input Power (W) | Gross/Net Volume (l) | No. of Doors | No. of Shelves | Energy Class |
|----------------|-----------------------------|-----------------------------|-----------------|-------------------------|-----------------|----------------------|--------------|----------------|--------------|
| FSC1000S BLACK | 1000 x 740 x 2000 | 890 x 572 x 1533 | 159 | 2175 | 450 | 771 / 524 | 2 | 5 | F A T G |
| FSC1200S BLACK | 1200 x 740 x 2000 | 1090 x 572 x 1533 | 178 | 3157 | 880 | 967 / 645 | 2 | 5 | F A T G |

Glass Door Merchandiser HD Range



Suitable for
Dairy Products



HD690

HD1140

Description

The Staycold range of glass door merchandisers is made in South Africa and are designed to cope with their hot and often humid environment, their units are able to work in a scorching ambient of up to 40°C. This combined with an excellent build quality has gained them a reputation in the UK for long lasting units that keep produce at the right temperature, especially during the warmer months. Use of high efficiency compressor, Danfoss intelligent controller, Low E glass (better insulation), LED lighting, EC energy efficient fans on evaporator and condenser all add up to a great energy saving package and low running costs in a premium cabinet.

Product Features

- High efficiency compressor and EC fans
- Low E glass door – equivalent to triple glazing
- Fully automatic
- Fan assisted cooling
- Adjustable shelves (split level)
- Adjustable feet
- LED interior light with switch
- Temperature display
- LED Light canopy with switch
- Replaceable door gasket

Technical Specifications

| | |
|------------------------|----------------|
| Temperature Range (°C) | +1 to +10 |
| Refrigerant | R290 |
| Type of Defrost | Off Cycle |
| Exterior Finish | White |
| Interior Finish | White |
| Power | 13 Amp |
| Max Ambient | 40°C at 40% RH |
| Climate Class | 5 |

| | Ext. Dimension (WxDxH) (mm) | Int. Dimension (WxDxH) (mm) | Net Weight (kg) | Energy Cons. (kWh/year) | Input Power (W) | Gross/Net Volume (l) | No. of Doors | No. of Shelves | Energy Class |
|--------|--------------------------------|--------------------------------|--------------------|----------------------------|--------------------|-------------------------|-----------------|-------------------|-----------------|
| HD690 | 690 x 635 x 2020 | 600 x 550 x 1380 | 117 | 1206 | 452 | 525 / | 1 | 4 | |
| HD890 | 890 x 635 x 2020 | 800 x 550 x 1380 | 152 | 1121 | 523 | 700 / | 2 | 8 | |
| HD1140 | 1140 x 635 x 2020 | 1050 x 550 x 1380 | 180 | 1161 | 637 | 920 / | 2 | 8 | |
| HD1360 | 1360 x 635 x 2020 | 1270 x 550 x 1380 | 208 | 1172 | 780 | 1110 / | 2 | 8 | |



Suitable for
Dairy Products



SD890

SD1140

Description

Staycold glass door merchandisers are made in South Africa and are designed to their hot environment, their units are able to work in an ambient of up to 40°C. This combined with an excellent build quality has gained them a reputation for long-lasting units that maintain product temperature, especially during the warmer months. High efficiency compressor, intelligent controller, Low E glass (better insulation), LED lighting, EC energy efficient fans on evaporator and condenser all add up to a great energy saving package and low running costs in a premium cabinet.

Product Features

- High efficiency compressor and EC fans
- Low E glass door – equivalent to triple glazing
- Fully automatic
- Fan assisted cooling
- Adjustable shelves (split level)
- Adjustable feet
- LED interior light with switch
- Temperature display
- LED Light canopy with switch
- Replaceable door gasket

Technical Specifications

| | |
|------------------------|----------------|
| Temperature Range (°C) | +1 to +10 |
| Refrigerant | R290 |
| Type of Defrost | Off Cycle |
| Exterior Finish | White |
| Interior Finish | White |
| Power | 13 Amp |
| Max Ambient | 40°C at 40% RH |
| Climate Class | 5 |

| | Ext. Dimension (WxDxH) (mm) | Int. Dimension (WxDxH) (mm) | Net Weight (kg) | Energy Cons. (kWh/year) | Input Power (W) | Gross/Net Volume (l) | No. of Doors | No. of Shelves | Energy Class |
|--------|--------------------------------|--------------------------------|--------------------|----------------------------|--------------------|-------------------------|-----------------|-------------------|-----------------|
| SD890 | 890 x 635 x 2020 | 800 x 515 x 1380 | 152 | 1121 | 523 | 675 / | 2 | 8 | |
| SD1140 | 1140 x 635 x 2020 | 1050 x 515 x 1380 | 180 | 1161 | 637 | 890 / | 2 | 8 | |
| SD1360 | 1345 x 635 x 2020 | 1270 x 515 x 1380 | 208 | 1172 | 780 | 1075 / | 2 | 8 | |



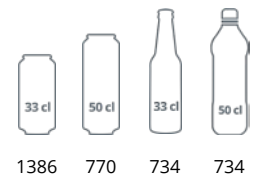
Suitable for Dairy Products



Lock



Site Survey



Description

The FS1600H combines large display area with excellent internal vertical LED lighting to produce a great refrigerated display. Fan assisted cooling ensures even cooling over the whole cabinet and robust build quality helps give peace of mind

Product Features

- Fully automatic
- Fan assisted cooling
- Adjustable shelves (split level)
- Castors with locking feet
- LED interior light with switch
- Digital controller and temperature display
- Replaceable door gasket

Technical Specifications

| | |
|------------------------|----------------|
| Temperature Range (°C) | +2 to +10 |
| Refrigerant | R290 |
| Type of Defrost | Automatic |
| Exterior Finish | White |
| Interior Finish | White |
| Power | 13 Amp |
| Max Ambient | 30°C at 55% RH |
| Climate Class | 4 |

| | Ext. Dimension (WxDxH) (mm) | Int. Dimension (WxDxH) (mm) | Net Weight (kg) | Energy Cons. (kWh/year) | Input Power (W) | Gross/Net Volume (l) | No. of Doors | No. of Shelves | Energy Class |
|---------|-----------------------------|-----------------------------|-----------------|-------------------------|-----------------|----------------------|--------------|----------------|--------------|
| FS1600H | 1600 x 730 x 2073 | 1492 x 585 x 1518 | 206 | 2336 | 817 | 1329 / 1233 | 3 | 15 | E A T G |



Suitable for Dairy Products



Lock



Site Survey



1218 840 714 714

Description

The FSC1600H combines large display area with excellent internal vertical LED lighting to produce a great refrigerated display. The LED light canopy makes it ideal for branding and helps to attract the customers attention. Fan assisted cooling ensures even cooling over the whole cabinet and robust build quality helps give peace of mind

Product Features

- Fully automatic
- Fan assisted cooling
- Adjustable shelves (split level)
- Castors with locking feet
- Vertical LED Interior light with switch
- Digital controller and temperature display
- LED Light canopy
- Replaceable door gasket

Technical Specifications

| | |
|------------------------|----------------|
| Temperature Range (°C) | +2 to +10 |
| Refrigerant | R290 |
| Type of Defrost | Automatic |
| Exterior Finish | White |
| Interior Finish | White |
| Power | 13 Amp |
| Max Ambient | 30°C at 55% RH |
| Climate Class | 4 |

| | Ext. Dimension (WxDxH) (mm) | Int. Dimension (WxDxH) (mm) | Net Weight (kg) | Energy Cons. (kWh/year) | Input Power (W) | Gross/Net Volume (l) | No. of Doors | No. of Shelves | Energy Class |
|----------|-----------------------------|-----------------------------|-----------------|-------------------------|-----------------|----------------------|--------------|----------------|--------------|
| FSC1600H | 1600 x 730 x 2073 | 1492 x 585 x 1518 | 224 | 2409 | 817 | 1329 / 1233 | 3 | 15 | E |



Suitable for Dairy Products



PDC90

PDC125 with optional sliding lids

Unit can be tilted up to 11 degrees on PDC125

Description

The PDC range is an open top island site impulse cooler (spider fridge). It is ideal for high traffic areas to encourage purchases of special offers or seasonal produce. The cabinet is cooled by an efficient refrigeration system with fan assisted cooling to ensure even temperature over the whole display. Stainless steel bumper bars are fitted to protect from trolleys, and the unit is fitted with castors to allow easy movement to other area of the store.

Product Features

- Open top for easy access to products
- Glass sides for better presentation of products
- Impressive storage space
- Ventilated cooling
- Optimized airflow for stable temperature
- Strong wheels for mobility
- Bumper bars
- Top can be tilted by 11 degrees (PDC125 only)
- Optional sliding glass lids

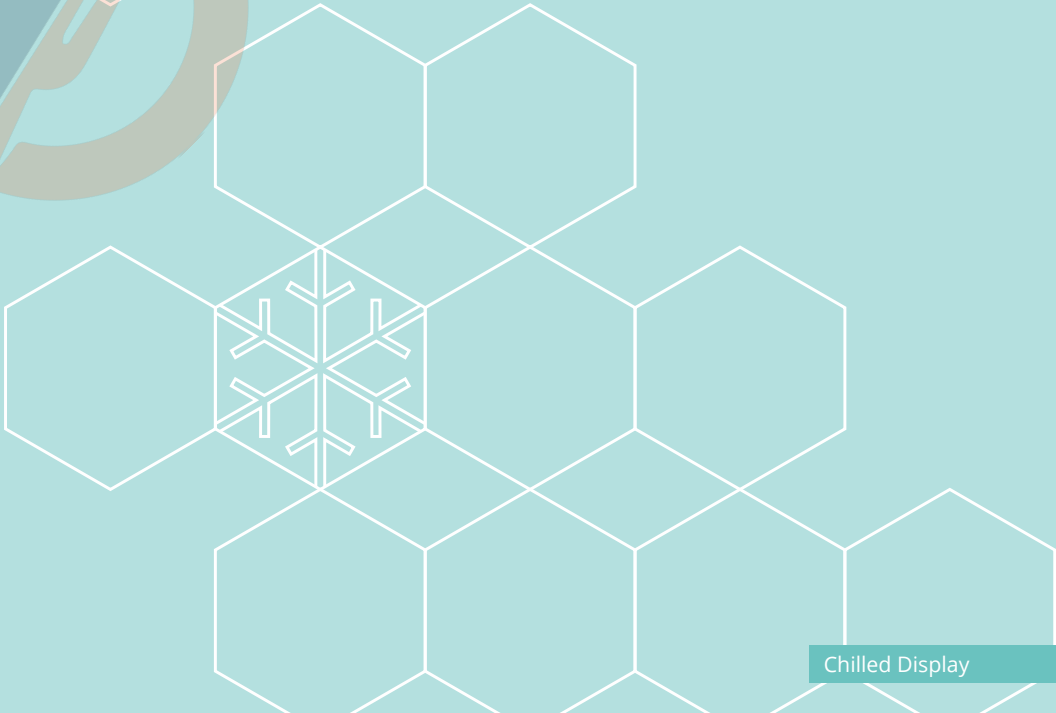
Technical Specifications

| | |
|------------------------|-----------------|
| Temperature Range (°C) | -1 to +5 |
| Refrigerant | R290 |
| Type of Defrost | Off Cycle |
| Exterior Finish | Black/Glass |
| Interior Finish | Stainless steel |
| Power | 13 Amp |
| Max Ambient | 25°C at 60% RH |
| Climate Class | 3 |

| | Ext. Dimension (WxDxH) (mm) | Int. Dimension (WxDxH) (mm) | Net Weight (kg) | Energy Cons. (kWh/year) | Input Power (W) | Gross/Net Volume (l) | Energy Class |
|--------|-----------------------------|-----------------------------|-----------------|-------------------------|-----------------|----------------------|--------------|
| PDC90 | 900 x 845 x 971 | 860 x 555 x 220 | 95 | 2474,7 | 750 | 153 / 105 | G A T G |
| PDC125 | 1250 x 1203 x 971 | 1210 x 904 x 220 | 130 | 3359,46 | 1178 | 270 / 235 | G A T G |



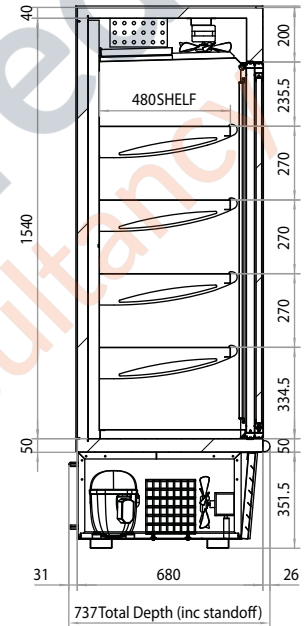
PDC125





SUPER SUNNY19

SUPER SUNNY14



Description

The Super Sunny is a sliding door multideck with a generous 5 tier display. Curved corners give the unit a sleek look, sliding doors help save energy while maintaining the visual appeal of a large display. Fully automatic and fan assisted, it ensures even cooling throughout the whole cabinet for drinks and sandwiches as well as milk and other dairy products.

Product Features

- Fully automatic
- Fan assisted cooling
- Lock
- Adjustable shelves
- Adjustable feet
- LED interior light with switch
- Digital controller and temperature display
- Ticket strips
- Self closing doors with stay open feature
- Low maintenance spiral condensor for increased efficiency

Technical Specifications

| | |
|------------------------|----------------|
| Temperature Range (°C) | 0 to +8 |
| Refrigerant | R290 |
| Type of Defrost | Automatic |
| Exterior Finish | Grey |
| Interior Finish | White |
| Power | 13 Amp |
| Max Ambient | 30°C at 55% RH |
| Climate Class | 4 |

| | Ext. Dimension (WxDxH) (mm) | Int. Dimension (WxDxH) (mm) | Net Weight (kg) | Energy Cons. (kWh/year) | Input Power (W) | Display Area (m ²) | No. of Shelves | Energy Class |
|---------------|-----------------------------|-----------------------------|-----------------|-------------------------|-----------------|--------------------------------|----------------|--------------|
| SUPER SUNNY10 | 985 x 737 x 1987 | 945 x 480 x 1380 | 216 | 3292 | 750 | 1,6 | 4 | |
| SUPER SUNNY14 | 1335 x 737 x 1987 | 1295 x 480 x 1380 | 247 | 3266 | 930 | 2,03 | 4 | |
| SUPER SUNNY19 | 1885 x 737 x 1987 | 1845 x 480 x 1380 | 327 | 4793 | 1200 | 2,71 | 4 | |



SUPER SUNNY14



- New Product
- Suitable for Dairy Products
- Suitable for Fresh Meat
- Lock
- Site Survey
- Special Installation

Rigid lockable shutter for security

Description

MCX Range is an open front, stainless steel multideck, ideal for grab and go and impulse purchases. The unit benefits from a rigid lockable security shutter to prevent access to product when food is not being served and lockable castors. The cabinet is the perfect solution for a range of sites such as cafeterias, hotels, colleges, and university canteens. It fulfils the need for multidecks during service while also prioritising product security during non-service periods.

Product Features

- Rigid lockable shutter
- Ventilated cooling
- Adjustable shelves
- Fully automatic
- Castors with brake
- LED interior light with switch
- Digital controller and temperature display

Technical Specifications

| | |
|------------------------|-----------------|
| Temperature Range (°C) | -1 to +5 |
| Refrigerant | R290 |
| Type of Defrost | Automatic |
| Exterior Finish | Stainless steel |
| Interior Finish | Stainless steel |
| Power | 13 Amp |
| Max Ambient | 25°C 60% RH |
| Climate Class | 3 |

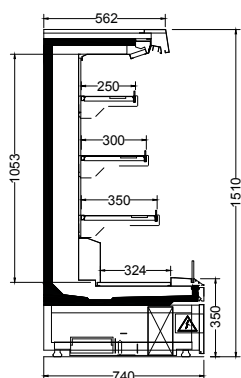
| | Ext. Dimension (WxDxH) (mm) | Int. Dimension (WxDxH) (mm) | Net Weight (kg) | Energy Cons. (kWh/year) | Input Power (W) | Display Area (m²) | No. of Shelves | Energy Class |
|---------|-----------------------------|-----------------------------|-----------------|-------------------------|-----------------|-------------------|----------------|--------------|
| MCX90M | 868 x 630 x 1920 | 806 x 436 x 1250 | 160 | 3865 | 670 | 0,89 | 4 | |
| MCX130M | 1312 x 630 x 1920 | 1250 x 436 x 1250 | 230 | 6449 | 1080 | 1,46 | 4 | |
| MCX150M | 1512 x 630 x 1920 | 1450 x 436 x 1250 | 255 | 6770 | 1210 | 1,72 | 4 | |
| MCX200M | 1937 x 630 x 1920 | 1875 x 436 x 1250 | 320 | 7455 | 1490 | 2,26 | 4 | |



MCX150M



GPL26 WHITE



GPL26 WHITE



New Product



Suitable for Dairy Products



Suitable for Fresh Meat



Site Survey



Special Installation

Description

TEFCOLD Galaxy+ Low height offer a solution when full height multidecks are not appropriate, often when you want to create a more open feeling within a retail space, keeping sight-lines across a store. At 1510mm high they still give a display opening of 1053mm giving merchandising area of base plus three shelves. Shelves can be tilted and come with EPOS ticket strips and shelf risers. The open front version comes with a night blind as to reduce energy consumption when the store is closed.

Product Features

- Fully automatic, fan assisted cooling
- Horizontal LED Lighting
- Solid 40mm endwalls with mirrored interior
- Soft closing nightblind
- Adjustable shelves, max weight 160kg/sq metre
- Shelves can be flat or angled to 7° or 14°
- EPOS Ticket strips & shelf risers
- Suitable for fresh meat
- Can be multiplexed with kit (POA)

Technical Specifications

| | |
|------------------------|----------------|
| Temperature Range (°C) | -1 to +5 |
| Refrigerant | R290 |
| Type of Defrost | Automatic |
| Exterior Finish | White RAL9003 |
| Interior Finish | White RAL9003 |
| Power | 13 Amp |
| Max Ambient | 25°C at 60% RH |
| Climate Class | 3 |

| | Ext. Dimension (WxDxH) (mm) | Int. Dimension (WxDxH) (mm) | Net Weight (kg) | Energy Cons. (kWh/year) | Input Power (W) | Display Area (m ²) | No. of Shelves | Energy Class |
|----------------------|-----------------------------|-----------------------------|-----------------|-------------------------|-----------------|--------------------------------|----------------|--------------|
| Galaxy+ GPL10 White | 1060 x 740 x 1510 | 938 x x 1053 | | | 816 | 1,04 | 3 | |
| Galaxy+ GPL14/ White | 1330 x 740 x 1510 | 1250 x x 1053 | | | | 1,38 | 3 | E A T G |
| Galaxy+ GPL20 White | 1955 x 740 x 1510 | 1875 x x 1053 | | | | 2,08 | 3 | D A T G |
| Galaxy+ GPL26 White | 2580 x 740 x 1510 | 2500 x x 1053 | | | | 2,76 | 3 | E A T G |



New Product



Suitable for Dairy Products



Suitable for Fresh Meat



Site Survey

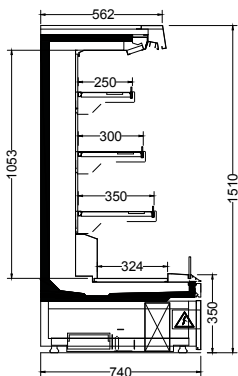


Special Installation



GPL26 BLACK

GPL26 BLACK



Description

TEFCOLD Galaxy+ Low height offer a solution when full height multidecks are not appropriate, often when you want to create a more open feeling within a retail space, keeping sight-lines across a store. At 1510mm high they still give a display opening of 1053mm giving merchandising area of base plus three shelves. Shelves can be tilted and come with EPOS ticket strips and shelf risers. The open front version comes with a night blind as to reduce energy consumption when the store is closed.

Product Features

- Fully automatic, fan assisted cooling
- Horizontal LED Lighting
- Solid 40mm endwalls with mirrored interior
- Soft closing nightblind
- Adjustable shelves, max weight 160kg/sq metre
- Shelves can be flat or angled to 7° or 14°
- EPOS Ticket strips & shelf risers
- Suitable for fresh meat
- Can be multiplexed with kit (POA)

Technical Specifications

| | |
|------------------------|-----------------|
| Temperature Range (°C) | -1 to +5 |
| Refrigerant | R290 |
| Type of Defrost | Automatic |
| Exterior Finish | Black RAL9005 |
| Interior Finish | Black (RAL9005) |
| Power | 13 Amp |
| Max Ambient | 25°C at 60% RH |
| Climate Class | 3 |

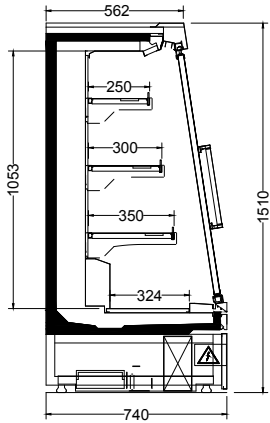
| | Ext. Dimension (WxDxH) (mm) | Int. Dimension (WxDxH) (mm) | Net Weight (kg) | Energy Cons. (kWh/year) | Input Power (W) | Display Area (m ²) | No. of Shelves | Energy Class |
|---------------------|-----------------------------|-----------------------------|-----------------|-------------------------|-----------------|--------------------------------|----------------|--------------|
| Galaxy+ GPL10 Black | 1060 x 740 x 1510 | 938 x x 1053 | | | 816 | 1.04 | 3 | |
| Galaxy+ GPL14 Black | 1330 x 740 x 1510 | 1250 x x 1053 | | | | 1.38 | 3 | E A T G |
| Galaxy+ GPL20 Black | 1955 x 740 x 1510 | 1875 x x 1053 | | | | 2.08 | 3 | D A T G |
| Galaxy+ GPL26 Black | 2580 x 740 x 1510 | 2500 x x 1053 | | | | 2.76 | 3 | E A T G |



Galaxy+ Low FGD (White)



GPL26FGD WHITE



GPL26FGD WHITE



New Product



Suitable for Dairy Products



Suitable for Fresh Meat



Site Survey



Special Installation

Description

TEFCOLD Galaxy+ Low FGD offer a solution when full height multidecks are not appropriate, often when you want to create a more open feeling within a retail space, keeping sight-lines across a store. At 1510mm high they still give a display opening of 1053mm giving merchandising area of base plus three shelves. Shelves can be tilted and come with EPOS ticket strips and shelf risers. The FGD full glass door version features double glazed frameless glass doors to maximise energy efficiency while maintaining a full view of the product to customers.

Product Features

- Frameless glass doors for great product visibility
- Fully automatic, fan assisted cooling
- Horizontal LED Lighting
- Solid 40mm endwalls with mirrored interior
- Adjustable shelves, max weight 160kg/sq metre
- Shelves can be flat or angled to 7° or 14°
- EPOS Ticket strips & shelf risers
- Suitable for fresh meat
- Can be multiplexed with kit (POA)

Technical Specifications

| | |
|------------------------|----------------|
| Temperature Range (°C) | -1 to +5 |
| Refrigerant | R290 |
| Type of Defrost | Automatic |
| Exterior Finish | White RAL9003 |
| Interior Finish | White RAL9003 |
| Power | 13 Amp |
| Max Ambient | 25°C at 60% RH |
| Climate Class | 3 |

| | Ext. Dimension (WxDxH) (mm) | Int. Dimension (WxDxH) (mm) | Net Weight (kg) | Energy Cons. (kWh/year) | Input Power (W) | Display Area (m ²) | No. of Shelves | Energy Class |
|------------------------|-----------------------------|-----------------------------|-----------------|-------------------------|-----------------|--------------------------------|----------------|--------------|
| Galaxy+ GPL10FGD White | 1060 x 740 x 1500 | 938 x x 1053 | | | 580 | 1.04 | 3 | |
| Galaxy+ GPL14FGD White | 1330 x 740 x 1500 | 1250 x x 1053 | | | | 1.38 | 3 | C A++ G |
| Galaxy+ GPL20FGD White | 1955 x 740 x 1500 | 1875 x x 1053 | | | | 2.08 | 3 | C A++ G |
| Galaxy+ GPL26FGD White | 2580 x 740 x 1500 | 2500 x x 1053 | | | | 2.76 | 3 | C A++ G |

Galaxy+ Low FGD (Black)



New Product



Suitable for Dairy Products



Suitable for Fresh Meat



Site Survey

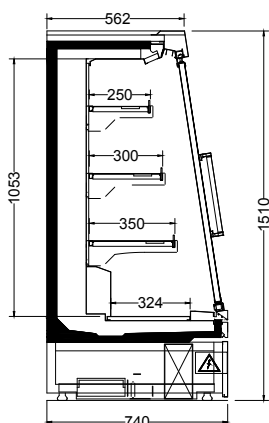


Special Installation



GPL26FGD BLACK

GPL26FGD BLACK



Description

TEFCOLD Galaxy+ Low FGD offer a solution when full height multidecks are not appropriate, often when you want to create a more open feeling within a retail space, keeping sight-lines across a store. At 1510mm high they still give a display opening of 1053mm giving merchandising area of base plus three shelves. Shelves can be tilted and come with EPOS ticket strips and shelf risers. The FGD full glass door version features double glazed frameless glass doors to maximise energy efficiency while maintaining a full view of the product to customers.

Product Features

- Frameless glass doors for great product visibility
- Fully automatic, fan assisted cooling
- Horizontal LED Lighting
- Solid 40mm endwalls with mirrored interior
- Adjustable shelves, max weight 160kg/sq metre
- Shelves can be flat or angled to 7° or 14°
- EPOS Ticket strips & shelf risers
- Suitable for fresh meat
- Can be multiplexed with kit (POA)

Technical Specifications

| | |
|------------------------|-----------------|
| Temperature Range (°C) | -1 to +5 |
| Refrigerant | R290 |
| Type of Defrost | Automatic |
| Exterior Finish | Black RAL9005 |
| Interior Finish | Black (RAL9005) |
| Power | 13 Amp |
| Max Ambient | 25°C at 60% RH |
| Climate Class | 3 |

| | Ext. Dimension (WxDxH) (mm) | Int. Dimension (WxDxH) (mm) | Net Weight (kg) | Energy Cons. (kWh/year) | Input Power (W) | Display Area (m ²) | No. of Shelves | Energy Class |
|------------------------|-----------------------------|-----------------------------|-----------------|-------------------------|-----------------|--------------------------------|----------------|--------------|
| Galaxy+ GPL10FGD Black | 1060 x 740 x 1510 | 938 x x 1053 | | | 580 | 1.04 | 3 | |
| Galaxy+ GPL14FGD Black | 1330 x 740 x 1510 | 1250 x x 1053 | | | | 1.38 | 3 | C A+ G |
| Galaxy+ GPL20FGD Black | 1955 x 740 x 1510 | 1875 x x 1053 | | | | 2.08 | 3 | C A+ G |
| Galaxy+ GPL26FGD Black | 2580 x 740 x 1510 | 2500 x x 1053 | | | | 2.76 | 3 | C A+ G |




GP26 BLACK
With optional glass end walls

GP20 BLACK

GP14 BLACK

GP10 BLACK



-  New Product
-  Suitable for Dairy Products
-  Suitable for Fresh Meat
-  Site Survey
-  Special Installation

Description





The TEFCOLD Galaxy+ open front is our latest innovation in plug-in multidecks. We've combined an expanded display area and optimised cabinet efficiency that provides easy access to customers for impulse buys with excellent LED lighting. The cabinets come with 39mm EPOS ticket strips together with shelf risers as standard. The 5 Shelves can be angled at 7 or 15 degrees to give more options for merchandising and creating an attractive display for your customers. The Galaxy+ open range is suitable for fresh meat, dairy and drinks. It is ideal for use in supermarkets, convenience stores, farm shops, delis and sandwich shops.

Product Features

- Fully automatic, fan assisted cooling
- Horizontal LED Lighting
- Solid 40mm endwalls with mirrored interior
- Soft closing nightblind
- Adjustable shelves, max weight 160kg/sq metre
- Shelves can be flat or angled to 7° or 14°
- EPOS Ticket strips & shelf risers
- Suitable for fresh meat
- Can be multiplexed with kit (POA)

Technical Specifications

| | |
|------------------------|-----------------|
| Temperature Range (°C) | -1 to +5 |
| Refrigerant | R290 |
| Type of Defrost | Automatic |
| Exterior Finish | Black RAL9005 |
| Interior Finish | Black (RAL9005) |
| Power | 13 Amp |
| Max Ambient | 25°C at 60% RH |
| Climate Class | 3 |

| | Ext. Dimension (WxDxH) (mm) | Int. Dimension (WxDxH) (mm) | Net Weight (kg) | Energy Cons. (kWh/year) | Input Power (W) | Display Area (m ²) | No. of Shelves | Energy Class |
|--------------------|-----------------------------|-----------------------------|-----------------|-------------------------|-----------------|--------------------------------|----------------|---------------------------------------------------------------------------------------|
| Galaxy+ GP10 Black | 1018 x 750 x 2040 | 938 x 510 x 1562 | 196 | 3931 | | 1.5 | 5 |  |
| Galaxy+ GP14 Black | 1330 x 750 x 2040 | 1250 x 510 x 1562 | 280 | 6168 | | 1.95 | 5 |  |
| Galaxy+ GP20 Black | 1955 x 750 x 2040 | 1875 x 510 x 1562 | 370 | 7884 | | 3 | 5 |  |
| Galaxy+ GP26 Black | 2580 x 750 x 2040 | 2500 x 510 x 1562 | 430 | 10877 | | 4 | 5 |  |



GP26 BLACK



Stainless Steel Bumper Bar





GP26 WHITE
Glass end wall option

GP20 WHITE

GP14 WHITE

GP10 WHITE



New Product



Suitable for Dairy Products




Suitable for Fresh Meat



Site Survey



Special Installation



Description

The TEFCOLD Galaxy+ open front is our latest innovation in plug-in multidecks. We've combined an expanded display area and optimised cabinet efficiency that provides easy access to customers for impulse buys with excellent LED lighting. The cabinets come with 39mm EPOS ticket strips together with shelf risers as standard. The 5 Shelves can be angled at 7 or 15 degrees to give more options for merchandising and creating an attractive display for your customers. The Galaxy+ open range is suitable for fresh meat, dairy and drinks. It is ideal for use in supermarkets, convenience stores, farm shops, delis and sandwich shops.

Product Features

- Fully automatic, fan assisted cooling
- Horizontal LED Lighting
- Solid 40mm endwalls with mirrored interior
- Soft closing nightblind
- Adjustable shelves, max weight 160kg/sq metre
- Shelves can be flat or angled to 7° or 14°
- EPOS Ticket strips & shelf risers
- Suitable for fresh meat
- Can be multiplexed with kit (POA)

Technical Specifications

| | |
|------------------------|----------------|
| Temperature Range (°C) | -1 to +5 |
| Refrigerant | R290 |
| Type of Defrost | Automatic |
| Exterior Finish | White RAL9003 |
| Interior Finish | White RAL9003 |
| Power | 13 Amp |
| Max Ambient | 25°C at 60% RH |
| Climate Class | 3 |

| | Ext. Dimension (WxDxH) (mm) | Int. Dimension (WxDxH) (mm) | Net Weight (kg) | Energy Cons. (kWh/year) | Input Power (W) | Display Area (m ²) | No. of Shelves | Energy Class |
|--------------------|-----------------------------|-----------------------------|-----------------|-------------------------|-----------------|--------------------------------|----------------|--------------|
| Galaxy+ GP10 White | 1018 x 750 x 2040 | 938 x 510 x 1562 | 196 | 3931 | | 1.5 | 5 | |
| Galaxy+ GP14 White | 1330 x 750 x 2040 | 1250 x 510 x 1562 | 280 | 6168 | | 1.95 | 5 | |
| Galaxy+ GP20 White | 1955 x 750 x 2040 | 1875 x 510 x 1562 | 370 | 7884 | | 3 | 5 | |
| Galaxy+ GP26 White | 2580 x 750 x 2040 | 2500 x 510 x 1562 | 430 | 10877 | | 4 | 5 | |

-  New Product
-  Suitable for Dairy Products
-  Suitable for Fresh Meat
-  Site Survey
-  Special Installation



Description





The TEFCOLD Galaxy+ range, finished in mirror stainless steel: our latest innovation in plug-in multidecks. We've combined an expanded display area and optimized cabinet efficiency. The ultra-low front and slim top canopy provide an extra 100mm of internal height, accommodating up to 5 shelves (plus base) as standard, all while maintaining an overall height of just 2040mm. With a depth of only 750mm, the unit fits through standard doors for easy installation, yet has 400mm deep shelves for maximum stock capacity. Each unit comes with heavy-duty adjustable shelves that can be tilted if needed, as well as EPOS ticket strips and shelf risers as standard. Optional extras include glass end-walls and multiplexing kits.

Product Features

- Fully automatic, fan assisted cooling
- Horizontal LED Lighting
- Solid 40mm endwalls with mirrored interior
- Soft closing nightblind
- 5 Adjustable shelves, max weight 160kg/sq metre
- Shelves can be flat or angled to 7° or 14°
- EPOS Ticket strips & shelf risers
- Suitable for fresh meat
- Can be multiplexed with kit (POA)

Technical Specifications

| | |
|------------------------|------------------------|
| Temperature Range (°C) | -1 to +5 |
| Refrigerant | R290 |
| Type of Defrost | Automatic |
| Exterior Finish | Mirror Stainless Steel |
| Interior Finish | Mirror Stainless Steel |
| Power | 13 Amp |
| Max Ambient | 25°C at 60% RH |
| Climate Class | 3 |

| | Ext. Dimension (WxDxH) (mm) | Int. Dimension (WxDxH) (mm) | Net Weight (kg) | Energy Cons. (kWh/year) | Input Power (W) | Display Area (m²) | No. of Shelves | Energy Class |
|-----------------|-----------------------------|-----------------------------|-----------------|-------------------------|-----------------|-------------------|----------------|---------------------------------------------------------------------------------------|
| Galaxy+ GP10 SS | 1018 x 750 x 2040 | 938 x 510 x 1562 | 196 | 3931 | | 1.5 | 5 |  |
| Galaxy+ GP14 SS | 1330 x 750 x 2040 | 1250 x 510 x 1562 | 280 | 6168 | | 1.95 | 5 |  |
| Galaxy+ GP20 SS | 1955 x 750 x 2040 | 1875 x 510 x 1562 | 370 | 7884 | | 3 | 5 |  |
| Galaxy+ GP26 SS | 2580 x 750 x 2040 | 2500 x 510 x 1562 | 430 | 10877 | | 4 | 5 |  |




-  New Product
-  Suitable for Dairy Products
-  Suitable for Fresh Meat
-  Site Survey
-  Special Installation

GP26FGD BLACK
With optional glass end walls

GP20FGD BLACK

GP14FGD BLACK

GP10FGD BLACK



Multiplexing kits and glass end walls available as options

Description





The TEFCOLD Galaxy+ FGD (Full Glass Door) range: our latest innovation in plug-in multidecks. We've combined an expanded display area and optimised cabinet efficiency with frameless, full-vision glass doors, offering enhanced product visibility that captures customers' attention. The ultra-low front and slim top canopy provide an extra 100mm of internal height, accommodating up to 5 shelves (plus base) as standard. With a depth of only 750mm, the unit fits through standard doors for easy installation, yet has 400mm deep shelves for maximum stock capacity. Thanks to the carefully designed refrigeration system and optimal airflow throughout the cabinets, all sizes in this range are rated A or B for energy efficiency. Each unit comes with heavy-duty adjustable shelves that can be tilted if needed, as well as EPOS ticket strips and shelf risers as standard. Optional extras include glass end-walls and multiplexing kits.

Product Features

- Fully automatic, fan assisted cooling
- Vertical & Horizontal LED Lighting
- Solid 40mm endwalls with mirrored interior
- Frameless hinged double glazed self closing doors
- 5 Adjustable shelves, max weight 160kg/sq metre
- Shelves can be flat or angled to 7° or 14°
- EPOS Ticket strips & shelf risers
- Suitable for fresh meat
- Can be multiplexed with kit (POA)
- Door widths match on G14 & G26 & on G10 & G20

Technical Specifications

| | |
|------------------------|-----------------|
| Temperature Range (°C) | -1 to +5 |
| Refrigerant | R290 |
| Type of Defrost | Automatic |
| Exterior Finish | Black RAL9005 |
| Interior Finish | Black (RAL9005) |
| Power | 13 Amp |
| Max Ambient | 25°C at 60% RH |
| Climate Class | 3 |

| | Ext. Dimension (WxDxH) (mm) | Int. Dimension (WxDxH) (mm) | Net Weight (kg) | Energy Cons. (kWh/year) | Input Power (W) | Display Area (m ²) | No. of Shelves | Energy Class |
|-----------------------|-----------------------------|-----------------------------|-----------------|-------------------------|-----------------|--------------------------------|----------------|---------------------------------------------------------------------------------------|
| Galaxy+ GP10FGD Black | 1018 x 750 x 2040 | 938 x 510 x 1562 | 264 | 1161 | | 1.42 | 5 |  |
| Galaxy+ GP14FGD Black | 1330 x 750 x 2040 | 1250 x 510 x 1562 | 285 | 1205 | 583 | 1.9 | 5 |  |
| Galaxy+ GP20FGD Black | 1955 x 750 x 2040 | 1875 x 510 x 1562 | 439 | 1935 | 855 | 2.85 | 5 |  |
| Galaxy+ GP26FGD Black | 2580 x 750 x 2040 | 2500 x 510 x 1562 | 459 | 3468 | 868 | 3.8 | 5 |  |



Stainless Steel Bumper Bar





New Product



Suitable for Dairy Products



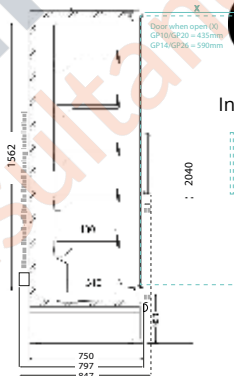
Suitable for Fresh Meat



Site Survey



Special Installation



Multiplexing kits and glass end walls available as options

Description

The TEFCOLD Galaxy+ FGD (Full Glass Door) range: our latest innovation in plug-in multidecks. We've combined an expanded display area and optimised cabinet efficiency with frameless, full-vision glass doors, offering enhanced product visibility that captures customers' attention. The ultra-low front and slim top canopy provide an extra 100mm of internal height, accommodating up to 5 shelves (plus base) as standard. With a depth of only 750mm, the unit fits through standard doors for easy installation, yet has 400mm deep shelves for maximum stock capacity. Thanks to the carefully designed refrigeration system and optimal airflow throughout the cabinets, all sizes in this range are rated A or B for energy efficiency. Each unit comes with heavy-duty adjustable shelves that can be tilted if needed, as well as EPOS ticket strips and shelf risers as standard. Optional extras include glass end-walls and multiplexing kits.

Product Features


- Fully automatic, fan assisted cooling
- Vertical & Horizontal LED Lighting
- Solid 40mm endwalls with mirrored interior
- Frameless hinged double glazed self closing doors
- 5 Adjustable shelves, max weight 160kg/sq metre
- Shelves can be flat or angled to 7° or 14°
- EPOS Ticket strips & shelf risers
- Suitable for fresh meat
- Can be multiplexed with kit (POA)
- Door widths match on G14 & G26 & on G10 & G20

Technical Specifications

| | |
|------------------------|----------------|
| Temperature Range (°C) | -1 to +5 |
| Refrigerant | R290 |
| Type of Defrost | Automatic |
| Exterior Finish | White RAL9003 |
| Interior Finish | White RAL9003 |
| Power | 13 Amp |
| Max Ambient | 25°C at 60% RH |
| Climate Class | 3 |

| | Ext. Dimension (WxDxH) (mm) | Int. Dimension (WxDxH) (mm) | Net Weight (kg) | Energy Cons. (kWh/year) | Input Power (W) | Display Area (m ²) | No. of Shelves | Energy Class |
|-----------------------|-----------------------------|-----------------------------|-----------------|-------------------------|-----------------|--------------------------------|----------------|--------------|
| Galaxy+ GP10FGD White | 1018 x 750 x 2040 | 938 x 510 x 1562 | 264 | 1161 | | 1.42 | 5 | B A T G |
| Galaxy+ GP14FGD White | 1330 x 750 x 2040 | 1250 x 510 x 1562 | 369 | 1205 | | 1.9 | 5 | A A T G |
| Galaxy+ GP20FGD White | 1955 x 750 x 2040 | 1875 x 510 x 1562 | 439 | 1935 | | 2.85 | 5 | B A T G |
| Galaxy+ GP26FGD White | 2580 x 750 x 2040 | 2500 x 510 x 1562 | 459 | 3468 | | 3.8 | 5 | B A T G |

-  New Product
-  Suitable for Dairy Products
-  Suitable for Fresh Meat
-  Site Survey
-  Special Installation



Description

The TEFCOLD Galaxy+ FGD (Full Glass Door) range, finished in mirror stainless steel: our latest innovation in plug-in multidecks. We've combined an expanded display area and optimised cabinet efficiency with frameless, full-vision glass doors, offering enhanced product visibility that captures customers' attention. The ultra-low front and slim top canopy provide an extra 100mm of internal height, accommodating up to 5 shelves (plus base) as standard. With a depth of only 750mm, the unit fits through standard doors for easy installation, yet has 400mm deep shelves for maximum stock capacity. Thanks to the carefully designed refrigeration system and optimal airflow throughout the cabinets, all sizes in this range are rated A or B for energy efficiency. Each unit comes with heavy-duty adjustable shelves that can be tilted if needed, EPOS ticket strips and shelf risers as standard. Optional extras include glass end-walls and multiplexing kits.


Product Features

- Fully automatic, fan assisted cooling
- Vertical & Horizontal LED Lighting
- Solid 40mm endwalls with mirrored interior
- Frameless hinged double glazed self closing doors
- 5 Adjustable shelves, max weight 160kg/sq metre
- Shelves can be flat or angled to 7° or 14°
- EPOS Ticket strips & shelf risers
- Suitable for fresh meat
- Can be multiplexed with kit (POA)
- Door widths match on G14 & G26 & on G10 & G20

Technical Specifications

| | |
|------------------------|------------------------|
| Temperature Range (°C) | -1 to +5 |
| Refrigerant | R290 |
| Type of Defrost | Automatic |
| Exterior Finish | Mirror Stainless Steel |
| Interior Finish | Mirror Stainless Steel |
| Power | 13 Amp |
| Max Ambient | 25°C at 60% RH |
| Climate Class | 3 |

| | Ext. Dimension (WxDxH) (mm) | Int. Dimension (WxDxH) (mm) | Net Weight (kg) | Energy Cons. (kWh/year) | Input Power (W) | Display Area (m²) | No. of Shelves | Energy Class |
|--------------------|-----------------------------|-----------------------------|-----------------|-------------------------|-----------------|-------------------|----------------|--------------|
| Galaxy+ GP10FGD SS | 1018 x 750 x 2040 | 938 x 510 x 1562 | 264 | 1161 | | 1.42 | 5 | B A T G |
| Galaxy+ GP14FGD SS | 1330 x 750 x 2040 | 1250 x 510 x 1562 | 369 | 1205 | | 1.9 | 5 | A A T G |
| Galaxy+ GP20FGD SS | 1955 x 750 x 2040 | 1875 x 510 x 1562 | 439 | 1935 | | 2.85 | 5 | B A T G |
| Galaxy+ GP26FGD SS | 2580 x 750 x 2040 | 2500 x 510 x 1562 | 459 | 3468 | | 3.8 | 5 | B A T G |



New Product



Suitable for Dairy Products



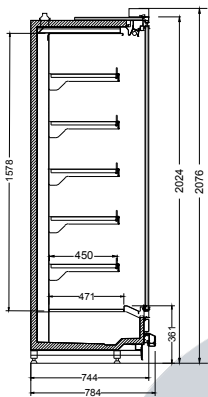
Suitable for Fresh Meat



Site Survey



Special Installation



Product Features

- Fully automatic, fan assisted cooling
- Horizontal LED Lighting
- Solid 40mm endwalls with mirrored interior
- Soft closing nightblind
- Adjustable shelves, max weight 160kg/sq.m
- Shelves can be flat or angled to 7° or 14°
- EPOS Ticket strips & shelf risers
- Suitable for fresh meat
- Can be multiplexed with kit (POA)
- Requires remote refrigeration system (not supplied)
- Extraction rate 1270w/per metre
- Evaporating temperature -8°C
- External width does not include endwalls (42mm each)

Technical Specifications

| | |
|------------------------|--------------------|
| Temperature Range (°C) | -1 to +5 |
| Refrigerant | Suitable for R449a |
| Type of Defrost | Automatic |
| Exterior Finish | Grey RAL9007 |
| Interior Finish | White RAL9003 |
| Max Ambient | 25°C at 60% RH |
| Climate Class | 3 |

| | Ext. Dimension (WxDxH) (mm) | Net Weight (kg) | Energy Consumption (W/m) | No. of Shelves (pcs) | Evaporator Temperature (°C) |
|-----------------|-----------------------------|-----------------|--------------------------|----------------------|-----------------------------|
| Trojan T14 Grey | 1250 x 745 x 2020 | 210 | 1270 | 5 | -8 |
| Trojan T20 Grey | 1875 x 745 x 2020 | 295 | 1270 | 5 | -8 |
| Trojan T26 Grey | 2500 x 745 x 2020 | 380 | 1270 | 5 | -8 |
| Trojan T32 Grey | 3125 x 745 x 2020 | 420 | 1270 | 5 | -8 |
| Trojan T38 Grey | 3750 x 745 x 2020 | 540 | 1270 | 5 | -8 |

Width excludes end walls (42mm each)



REMOTE




Rest
Catering Co



Other colour options
available to order





New Product



Suitable for Dairy Products



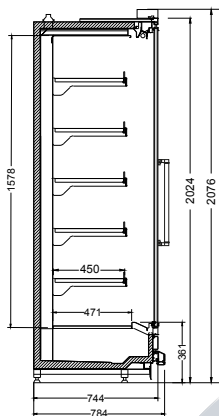
Suitable for Fresh Meat



Site Survey



Special Installation



REMOTE

Product Features

- Digital controller and temperature display
- Fully automatic, fan assisted cooling
- Hinged Double Glazed Frameless Doors
- Horizontal LED Lighting
- Solid 40mm endwalls with mirrored interior
- Adjustable shelves, max weight 160kg/sq.m
- Shelves can be flat or angled to 7° or 14°
- EPOS Ticket strips & shelf risers
- Suitable for fresh meat
- Can be multiplexed with kit (POA)
- Requires remote refrigeration system (not supplied)
- Extraction rate 650w/per metre
- Evaporating temperature -5°C
- External width does not include endwalls (42mm each)

Technical Specifications


| | |
|------------------------|--------------------|
| Temperature Range (°C) | -1 to +5 |
| Refrigerant | Suitable for R449a |
| Type of Defrost | Automatic |
| Exterior Finish | Grey RAL9007 |
| Interior Finish | White RAL9003 |
| Max Ambient | 25°C at 60% RH |
| Climate Class | 3 |

| | Ext. Dimension (WxDxH) (mm) | Net Weight (kg) | Energy Consumption (W/m) | No. of Shelves (pcs) | Evaporator Temperature (°C) |
|---------------------|-----------------------------|-----------------|--------------------------|----------------------|-----------------------------|
| Trojan T14 FGD Grey | 1250 x 745 x 2020 | 260 | 650 | 5 | -5 |
| Trojan T20 FGD Grey | 1875 x 745 x 2020 | 375 | 650 | 5 | -5 |
| Trojan T26 FGD Grey | 2500 x 745 x 2020 | 480 | 650 | 5 | -5 |
| Trojan T32 FGD Grey | 3125 x 745 x 2020 | 520 | 650 | 5 | -5 |
| Trojan T38 FGD Grey | 3750 x 745 x 2020 | 640 | 650 | 5 | -5 |

Width excludes end walls (42mm each)



REMOTE



Rest & Catering.com



Other colour options
available to order





Suitable for Dairy Products



LCT900F

Product Features

- Fully automatic
- Fan assisted cooling
- Adjustable feet
- Fixed shelves
- LED interior light with switch
- Digital controller and temperature display
- Double glazed glass
- Rear sliding doors to display area

Technical Specifications

| | |
|------------------------|-------------------------|
| Temperature Range (°C) | +2 to +8 |
| Refrigerant | R290 |
| Type of Defrost | Automatic |
| | Timed Off Cycle |
| Exterior Finish | Stainless steel / Glass |
| Interior Finish | Stainless steel / Glass |
| Power | 13 Amp |
| Max Ambient | 25°C at 60% RH |
| Climate Class | 3 |

| | Ext. Dimension (WxDxH) (mm) | Int. Dimension (WxDxH) (mm) | Net Weight (kg) | Energy Cons. (kWh/year) | Input Power (W) | Display Area (m ²) | No. of Shelves | Energy Class |
|---------|-----------------------------|-----------------------------|-----------------|-------------------------|-----------------|--------------------------------|----------------|--------------|
| LCT750F | 700 x 560 x 670 | 640 x 450 x 400 | 65 | 1603 | 242 | 0.72 | 2 | |
| LCT900F | 900 x 560 x 670 | 840 x 450 x 400 | 75 | 1684 | 242 | 0.9 | 2 | |



Suitable for Dairy Products



LCT750C

Product Features

- Fully automatic
- Fan assisted cooling
- Adjustable feet
- Fixed shelves
- LED interior light with switch
- Digital controller and temperature display
- Double glazed glass
- Rear sliding doors to display area

Technical Specifications

| | |
|------------------------|-------------------------|
| Temperature Range (°C) | +2 to +8 |
| Refrigerant | R290 |
| Type of Defrost | Timed Off Cycle |
| Exterior Finish | Stainless steel / Glass |
| Interior Finish | Stainless steel / Glass |
| Power | 13 Amp |
| Max Ambient | 25°C at 60% RH |
| Climate Class | 3 |

| | Ext. Dimension (WxDxH) (mm) | Int. Dimension (WxDxH) (mm) | Net Weight (kg) | Energy Cons. (kWh/year) | Input Power (W) | Display Area (m ²) | No. of Shelves | Energy Class |
|---------|-----------------------------|-----------------------------|-----------------|-------------------------|-----------------|--------------------------------|----------------|--------------|
| LCT750C | 700 x 560 x 670 | 640 x 450 x 400 | 63 | 1507 | 242 | 0.7 | 2 | C A T G |
| LCT900C | 900 x 560 x 670 | 840 x 450 x 400 | 70 | 1577 | 242 | 0.8 | 2 | C A T G |



UPD60

Description


A great little counter top cooler available in 2 heights. Its sleek black finish looks great in cafes and restaurants, where this unit is excellent for display of cakes and desserts. LED lights help to display the produce while fan assisted cooling ensures even temperature over the whole cabinet.

Product Features

- Fully automatic
- Fan assisted cooling
- Adjustable shelves
- Adjustable feet
- LED interior light with switch
- Digital controller and temperature display
- Replaceable door gasket
- Double glazed glass
- Black interior for enhanced product display

Technical Specifications

| | |
|------------------------|----------------|
| Temperature Range (°C) | +2 to +12 |
| Refrigerant | R600a |
| Type of Defrost | Off Cycle |
| Exterior Finish | Black |
| Interior Finish | Black |
| Power | 13 Amp |
| Max Ambient | 30°C at 55% RH |
| Climate Class | 4 |

| | Ext. Dimension (WxDxH) (mm) | Int. Dimension (WxDxH) (mm) | Net Weight (kg) | Energy Cons. (kWh/year) | Input Power (W) | Display Area (m ²) | No. of Shelves | Energy Class |
|-------|-----------------------------|-----------------------------|-----------------|-------------------------|-----------------|--------------------------------|----------------|---------------------------------------------------------------------------------------|
| UPD60 | 428 x 386 x 855 | 400 x 358 x 460 | 38 | 1311 | 164 | 0.57 | 2 |  |

Description

A great little counter top cooler available in 2 heights. Its sleek black finish looks great in cafes and restaurants, where this unit is excellent for display of cakes and desserts. LED lights help to display the produce while fan assisted cooling ensures even temperature over the whole cabinet.

Product Features


- Fully automatic
- Fan assisted cooling
- Adjustable shelves
- Adjustable feet
- LED interior light with switch
- Digital controller and temperature display
- Replaceable door gasket
- Double glazed glass
- Black interior for enhanced product display

Technical Specifications

| | |
|------------------------|----------------|
| Temperature Range (°C) | +2 to +12 |
| Refrigerant | R600a |
| Type of Defrost | Off Cycle |
| Exterior Finish | Black |
| Interior Finish | Black |
| Power | 13 Amp |
| Max Ambient | 30°C at 55% RH |
| Climate Class | 4 |



UPD80

| | Ext. Dimension (WxDxH) (mm) | Int. Dimension (WxDxH) (mm) | Net Weight (kg) | Energy Cons. (kWh/year) | Input Power (W) | Display Area (m ²) | No. of Shelves | Energy Class |
|-------|-----------------------------|-----------------------------|-----------------|-------------------------|-----------------|--------------------------------|----------------|---------------------------------------------------------------------------------------|
| UPD80 | 428 x 386 x 1000 | 400 x 358 x 610 | 41 | 1369 | 184 | 0,76 | 3 |  |



Freezer Option Available




Suitable for Dairy Products

Product Features

- Fully automatic
- Fan assisted cooling
- Adjustable glass shelves
- Castors, 2 lockable
- 4 Vertical LED interior light strips with switch
- Digital controller and temperature display
- Double glazed glass, Replaceable door gasket

Technical Specifications

| | |
|------------------------|-------------------------|
| Temperature Range (°C) | +2 to +8 |
| Refrigerant | R290 |
| Type of Defrost | Automatic |
| Exterior Finish | Black/Glass |
| Interior Finish | Stainless steel / Glass |
| Power | 13 Amp |
| Max Ambient | 30°C 55% RH |
| Climate Class | 4 |

| | Ext. Dimension (WxDxH) (mm) | Int. Dimension (WxDxH) (mm) | Net Weight (kg) | Energy Cons. (kWh/year) | Input Power (W) | Display Area (m ²) | No. of Shelves | Energy Class |
|---------|-----------------------------|-----------------------------|-----------------|-------------------------|-----------------|--------------------------------|----------------|---------------------------------------------------------------------------------------|
| UPD400C | 650 x 650 x 1950 | 588 x 516 x 1200 | 203 | 2391 | 320 | 1,95 | 5 |  |



Freezer Option Available



Suitable for Dairy Products



White option available to order



VENERE PS

Description

The Venere PS from Framec is a beautiful display cabinet with glass on 3 sides and is designed to be placed against a wall. The door has edge to edge "frameless" glass and the interior is lit with twin vertical LED lights. The PS version is static cooled which can be more appropriate for more delicate food products (fan assisted units can dry out some foods). The Venere is also available as a wine display and fan assisted chiller or freezer, it comes in black as standard but can be ordered in a white finish.

Product Features

- LED light
- Digital thermometer
- Frameless glass door
- Great product presentation
- Digital controller and temperature display
- Static cooling
- Fully automatic
- Adjustable shelves
- Anti mist front glass
- Adjustable feet with rollers to rear

Technical Specifications

| | |
|------------------------|--------------------|
| Temperature Range (°C) | -2 to +10 |
| Refrigerant | R290 |
| Type of Defrost | Automatic |
| Exterior Finish | Black |
| Interior Finish | Stainless steel |
| Power | Single Phase 13Amp |
| Max Ambient | 30°C at 55% RH |
| Climate Class | 4 |

| | Ext. Dimension (WxDxH) (mm) | Int. Dimension (WxDxH) (mm) | Net Weight (kg) | Energy Cons. (kWh/year) | Input Power (W) | Display Area (m ²) | No. of Shelves | Energy Class |
|-----------|-----------------------------|-----------------------------|-----------------|-------------------------|-----------------|--------------------------------|----------------|---------------|
| VENERE PS | 668 x 773 x 2000 | 548 x 511 x 1516 | 156 | 1281 | 370 | 1,7 | 5 | B A+ G |



Site Survey



Special Installation



CW3

Description

A drop-in refrigerated well with static cooling designed to be used with gastronorm pans (available in sizes to take 2, 3, 4 or 5 x 1/1 gastronorm pans). The well features a robust stainless steel construction and is ideal for use with salads or other chilled produce. Please note these units have to be built into a counter (not supplied). It is the purchaser's responsibility to ensure there is a suitable sneeze screen or covers for the purpose it is being used for, and that airflow within the unit is not interrupted and suitable cooling is allowed around the condenser. Incorrect installation will invalidate any warranty. Installation must comply with relevant environmental health and food safety standards.

Product Features

- Static cooling
- Digital controller and temperature display
- Stainless steel construction
- Suitable for building into counters
- Accepts Gastronorm pans (not supplied)
- CW2 - 3 Pan supports - 520mm x 20mm)
- CW3 - 4 Pan supports - 520mm x 20mm
- CW4/CW5 - 5 Pan supports - 520mm x 20mm

Technical Specifications

| | |
|------------------------|-----------------|
| Temperature Range (°C) | +2 to +8 |
| Refrigerant | R600a |
| Type of Defrost | Automatic |
| Exterior Finish | Stainless steel |
| Interior Finish | Stainless steel |
| Power | 13 Amp |
| Max Ambient | 30°C at 55% RH |
| Climate Class | 4 |

| | Ext. Dimension (WxDxH) (mm) | Int. Dimension (WxDxH) (mm) | Net Weight (kg) | Energy Cons. (kWh/year) | Input Power (W) | Gross/Net Volume (l) | Capacity GN Pans |
|-----|-----------------------------|-----------------------------|-----------------|-------------------------|-----------------|----------------------|------------------|
| CW2 | 768 x 678 x 536 | 660 x 570 x 175 | 44 | 1051 | 250 | 69 / 68 | 2 x GN1/1 |
| CW3 | 1102 x 678 x 536 | 994 x 570 x 175 | 50 | 1051 | 122 | 104 / 102 | 3 x GN1/1 |
| CW4 | 1436 x 678 x 536 | 1326 x 570 x 175 | 47 | 1051 | 250 | 139 / 136 | 4 x GN1/1 |
| CW5 | 1770 x 678 x 536 | 1662 x 570 x 175 | 86 | 1051 | 250 | 170 / 166 | 5 x GN1/1 |



Site Survey



Special Installation



CW4V

Description

A drop-in refrigerated well with ventilated (fan assisted) cooling designed to be used with gastronorm pans (available in sizes to take 2, 3, 4 or 5 x 1/1 gastronorm pans). The well features a robust stainless steel construction and is ideal for use with salads or other chilled produce. Please note these units have to be built into a counter (not supplied). It is the purchaser's responsibility to ensure there is a suitable sneeze screen or covers for the purpose it is being used for, and that airflow within the unit is not interrupted and suitable cooling is allowed around the condenser. Incorrect installation will invalidate any warranty. Installation must comply with relevant environmental health and food safety standards.

Product Features

- Fan assisted cooling
- Digital controller and temperature display
- Stainless steel construction
- Suitable for building into counters
- Accepts Gastronorm pans (not supplied)
- CW2 - 3 Pan supports - 520mm x 20mm
- CW3 - 4 Pan supports - 520mm x 20mm
- CW4/CW5 - 5 Pan supports - 520mm x 20mm

Technical Specifications

| | |
|------------------------|-----------------|
| Temperature Range (°C) | +2 to +8 |
| Refrigerant | R290 |
| Type of Defrost | Automatic |
| Exterior Finish | Stainless steel |
| Interior Finish | Stainless steel |
| Power | 13 Amp |
| Max Ambient | 30°C at 55% RH |
| Climate Class | 4 |

| | Ext. Dimension (WxDxH) (mm) | Int. Dimension (WxDxH) (mm) | Net Weight (kg) | Energy Cons. (kWh/year) | Input Power (W) | Gross/Net Volume (l) | Capacity GN Pans |
|------|--------------------------------|--------------------------------|--------------------|----------------------------|--------------------|-------------------------|---------------------|
| CW2V | 788 x 688 x 636 | 676 x 576 x 186 | 38 | 1336 | 122 | 111 / 110 | 2 x GN1/1 |
| CW3V | 1122 x 688 x 636 | 1014 x 576 x 186 | 42 | 1402 | 122 | 166 / 164 | 3 x GN1/1 |
| CW4V | 1456 x 688 x 636 | 1344 x 576 x 186 | 46 | 1664 | 235 | 221 / 218 | 4 x GN1/1 |
| CW5V | 1790 x 688 x 636 | 1678 x 576 x 186 | 50 | 1664 | 235 | 277 / 273 | 5 x GN1/1 |



Tavira II Flat Range



Suitable for Dairy Products



Site Survey



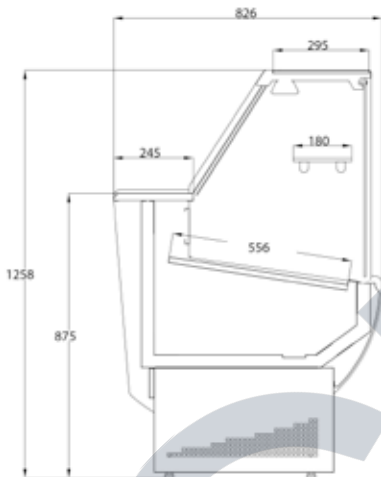
Special Installation



TAVIRA II 100F



TAVIRA II 100F



Understorage To Rear

Product Features




- Fully automatic
- Static cooling
- Adjustable feet
- Interior light with switch
- Digital controller and temperature display
- Ambient shelf
- Acrylic sliding doors to display area
- Hinged door to refrigerated understorage
- 13 Amp socket to rear for scales/till etc.
- Stainless rear shelf and deck
- Storage doors: 100 = 1, 130 = 1, 150 = 1, 200 = 2

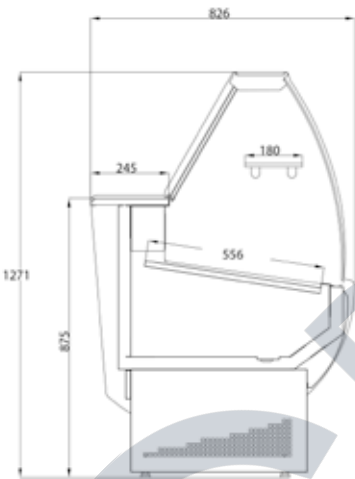
Technical Specifications

| | |
|------------------------|-----------------|
| Temperature Range (°C) | +2 to +8 |
| Refrigerant | R290 |
| Type of Defrost | Off Cycle |
| Exterior Finish | White |
| Interior Finish | Stainless steel |
| Power | 13 Amp |
| Max Ambient | 25°C at 60% RH |
| Climate Class | 3 |

| | Ext. Dimension (WxDxH) (mm) | Net Weight (kg) | Energy Cons. (kWh/year) | Input Power (W) | Display Area (m ²) | Energy Class |
|----------------|-----------------------------|-----------------|-------------------------|-----------------|--------------------------------|--------------|
| TAVIRA II 100F | 980 x 826 x 1258 | 123 | 1494 | 250 | 0.6 | E A+G |
| TAVIRA II 130F | 1280 x 826 x 1258 | 144 | 1680 | 342 | 0.8 | E A+G |
| TAVIRA II 150F | 1480 x 826 x 1258 | 158 | 1746 | 401 | 0.96 | E A+G |
| TAVIRA II 200F | 1980 x 826 x 1258 | 182 | 2076 | 530 | 1.24 | E A+G |

Tavira II Curved Range

-  Suitable for Dairy Products
-  Site Survey
-  Special Installation



TAVIRA II 200C



Understorage To Rear

Product Features

- Fully automatic
- Static cooling
- Adjustable feet
- Interior light with switch
- Digital controller and temperature display
- Ambient shelf
- Acrylic sliding doors to display area
- Hinged door to refrigerated understorage
- 13 Amp socket to rear for scales/till etc.
- Stainless rear shelf and deck
- Storage doors: 100 = 1, 130 = 1, 150 = 1, 200 = 2

Technical Specifications

| | |
|------------------------|-----------------|
| Temperature Range (°C) | +2 to +8 |
| Refrigerant | R290 |
| Type of Defrost | Off Cycle |
| Exterior Finish | White |
| Interior Finish | Stainless steel |
| Power | 13 Amp |
| Max Ambient | 25°C at 60% RH |
| Climate Class | 3 |

| | Ext. Dimension (WxDxH) (mm) | Net Weight (kg) | Energy Cons. (kWh/year) | Input Power (W) | Display Area (m ²) | Energy Class |
|---------------|-----------------------------|-----------------|-------------------------|-----------------|--------------------------------|--------------|
| TAVIRA II 100 | 980 x 826 x 1271 | 121 | 1494 | 250 | 0.6 | |
| TAVIRA II 130 | 1280 x 826 x 1271 | 143 | 1680 | 342 | 0.8 | |
| TAVIRA II 150 | 1480 x 826 x 1271 | 156 | 1746 | 401 | 0.96 | |
| TAVIRA II 200 | 1980 x 826 x 1271 | 172 | 2076 | 530 | 1.24 | |



Suitable for Dairy Products



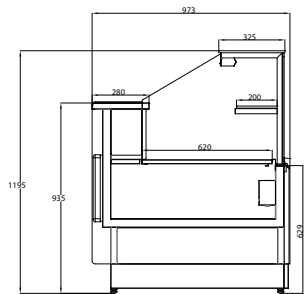
Site Survey



Special Installation



BRABANT 150



Description

The Trimco Brabant range of serveovers offers a contemporary minimalist design with stylish vertical flat front glass. The airflow of the unit is designed to enable even cooling over the whole deck without the need for a fan, ensuring delicate food does not dry out. The unit also benefits from the convenience of refrigerated understorage as standard. The unit is finished in white with stainless rear serving shelf, deck and kick plates.

Product Features

- Fully automatic
- Static cooling
- Adjustable feet
- Interior LED light with switch
- Digital controller and temperature display
- Ambient shelf
- Hinged doors to refrigerated understorage
- Hinged front glass for cleaning
- 13 Amp socket to rear for scales/till etc.
- Stainless rear shelf
- Stainless deck
- Number of storage doors: 100 = 1, 150 = 1, 200 = 2,

Technical Specifications

| | |
|------------------------|-----------------|
| Temperature Range (°C) | +2 to +8 |
| Refrigerant | R290 |
| Type of Defrost | Off Cycle |
| Exterior Finish | White |
| Interior Finish | Stainless steel |
| Power | 13 Amp |
| Max Ambient | 25°C at 60% RH |
| Climate Class | 3 |

| | Ext. Dimension (WxDxH) (mm) | Net Weight (kg) | Energy Cons. (kWh/year) | Input Power (W) | Display Area (m ²) | Energy Class |
|-------------|-----------------------------|-----------------|-------------------------|-----------------|--------------------------------|--------------|
| BRABANT 100 | 953 x 973 x 1195 | 190 | 1383 | 230 | 0.64 | NOT REQUIRED |
| BRABANT 150 | 1453 x 973 x 1195 | 216 | 2413 | 401 | 0.98 | NOT REQUIRED |
| BRABANT 200 | 1953 x 973 x 1195 | 324 | 1610 | 631 | 1.32 | NOT REQUIRED |



Brabant Meat Range



Suitable for Dairy Products



Suitable for Fresh Meat



Site Survey



Special Installation



BRABANT 200 MEAT

Product Features

- Fully automatic
- Fan assisted cooling
- Adjustable feet
- LED interior light with switch
- Digital controller and temperature display
- Ambient shelf
- Acrylic sliding doors to display area
- Multiplexable runs available (factory order only)
- 13 Amp socket to rear for scales/till etc.
- Stainless rear shelf
- Stainless deck

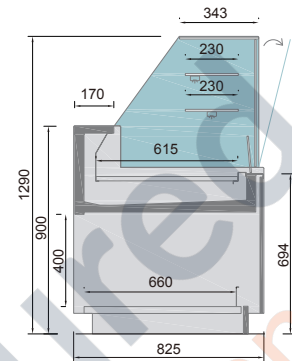
Technical Specifications

| | |
|------------------------|-----------------|
| Temperature Range (°C) | 0 to +4 |
| Refrigerant | R290 |
| Type of Defrost | Hot Gas |
| Exterior Finish | White |
| Interior Finish | Stainless steel |
| Power | 13 Amp |
| Max Ambient | 25°C at 60% RH |
| Climate Class | 3 |

| | Ext. Dimension (WxDxH) (mm) | Net Weight (kg) | Energy Cons. (kWh/year) | Input Power (W) | Display Area (m ²) | Energy Class |
|------------------|-----------------------------|-----------------|-------------------------|-----------------|--------------------------------|--------------|
| BRABANT 150 MEAT | 1453 x 973 x 1195 | 216 | 4770 | 1183 | 1.15 | |
| BRABANT 200 MEAT | 1953 x 973 x 1195 | 324 | 7062 | 1388 | 1.54 | |



BELLINI ID 1650FV CR



BELLINI FV CR



Suitable for Dairy Products



Site Survey



Special Installation



The Bellini range can either be placed next to each other using cabinets from stock, or ordered ready to multiplex on site to create the counter you require.

Description

The Bellini range is our premium cafe counter system designed and made in Portugal. The system allows you to create fast effective counter runs. Choose from different sizes of the refrigerated Bellini ID serveover (with or without refrigerated under storage), Bellini Tower an ambient cake/patisserie display and Bellini Table till counter. Units can simply be placed together to create the counter run you require. Cabinets are stocked in white with white marble serving shelf as standard. A range of other finishes are available as well as displays with bain maries, hot plates and saladette wells.

Product Features

- Fully automatic
- Fan assisted cooling
- Adjustable feet
- LED interior light with switch
- Digital controller and temperature display
- Individually illuminated glass shelves
- Marble rear shelf
- Stainless deck
- Tower model is an ambient display case (not refrigerated)

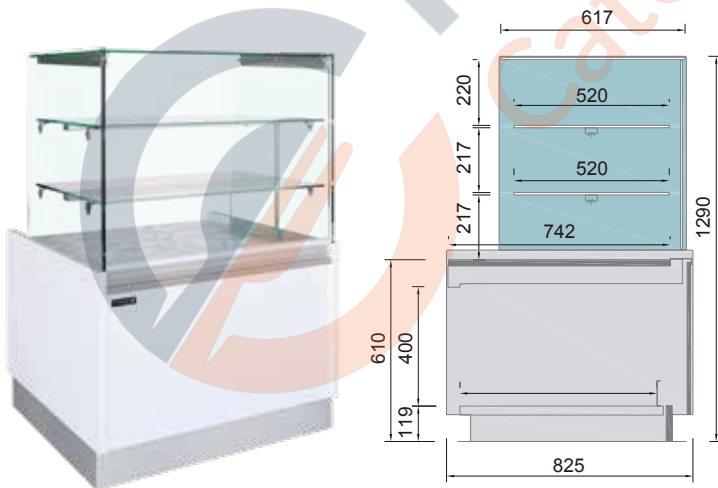
Technical Specifications

| | |
|------------------------|-----------------|
| Temperature Range (°C) | +2 to +6 |
| Refrigerant | R290 |
| Type of Defrost | Automatic |
| Exterior Finish | White |
| Interior Finish | Stainless steel |
| Power | 13 Amp |
| Max Ambient | 25°C at 60% RH |
| Climate Class | 3 |

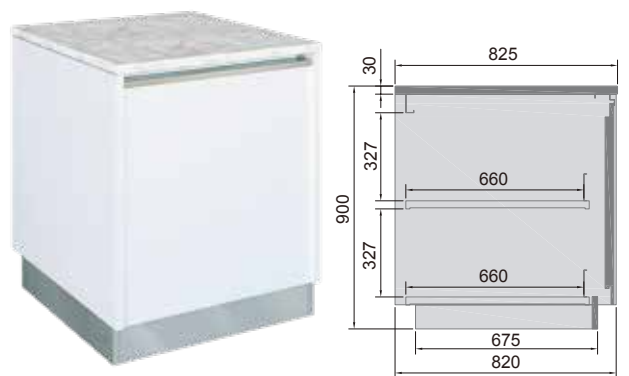
| | Ext. Dimension (WxDxH) (mm) | Net Weight (kg) | Energy Cons. (kWh/year) | Input Power (W) | Display Area (m ²) | Energy Class |
|----------------------|-----------------------------|-----------------|-------------------------|-----------------|--------------------------------|--------------|
| BELLINI ID 850FV SR | 900 x 825 x 1290 | 110 | 2076 | 315 | 0.66 | |
| BELLINI ID 1250FV SR | 1300 x 825 x 1290 | 165 | 1678 | 365 | 0.77 | |
| BELLINI ID 2050FV SR | 2100 x 825 x 1290 | 270 | 3379 | 480 | 1.26 | |



Corner Unit Available To Order



BELLINI TOWER 850



BELLINI TABLE 700

| | Ext. Dimension (WxDxH) (mm) | Net Weight (kg) |
|------------------------------|--------------------------------|-----------------|
| BELLINI TABLE 700 (Ambient) | 750 x 825 x 900 | 88 |
| BELLINI Table 1000 (Ambient) | 1050 x 825 x 900 | |
| BELLINI TOWER 510 (Ambient) | 560 x 825 x 1290 | 88 |
| BELLINI TOWER 850 (Ambient) | 900 x 825 x 1290 | |



Suitable for Dairy Products



Site Survey



Special Installation

Serve-over
Glass To Front
Doors To Rear

Other exterior colours available to order

CHOPIN 1500 FV-VP

Description

The stylish Chopin range allows you to mix and match refrigerated rear serve counters with Mesa counters (till/table counters) to make a complete counter run to suit your requirement. The modern and stylish flat glass design helps create a contemporary feel in shops, delis and cafe environments. Premium design and build quality make it the go to choice available in number of different sizes, finishes and colours. Ambient and hot versions also available.

Product Features













- Fully automatic
- Fan assisted cooling
- Adjustable feet
- LED interior lighting to each shelf and top with switch
- Digital controller and temperature display
- Double glazed glass to improve insulation
- Stainless steel deck
- Colour options available
- FV-VP - Rear sliding door (hinged on 700), glass front
- FV-VP - Hinged front glass for easy cleaning

Technical Specifications

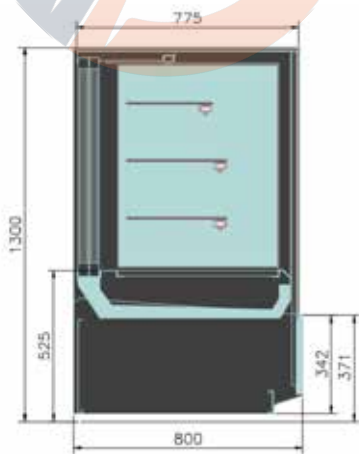
| | |
|------------------------|-------------------------|
| Temperature Range (°C) | +2 to +6 |
| Refrigerant | R290 |
| Type of Defrost | Automatic |
| Exterior Finish | White |
| Interior Finish | Stainless steel / Glass |
| Power | 13 Amp |
| Max Ambient | 25°C at 60% RH |
| Climate Class | 3 |

| | Ext. Dimension (WxDxH) (mm) | Net Weight (kg) | Energy Cons. (kWh/year) | Input Power (W) | Display Area (m ²) | Energy Class |
|-------------------------|-----------------------------|-----------------|-------------------------|-----------------|--------------------------------|--------------|
| CHOPIN 700 FV-VP | 750 x 800 x 1300 | 130 | 1205 | 410 | 1.84 | |
| CHOPIN 1000 FV-VP | 1050 x 800 x 1300 | 185 | 1619 | 610 | 2.35 | |
| CHOPIN 1250 FV-VP | 1300 x 800 x 1300 | 235 | 1963 | | 2.79 | |
| CHOPIN 1500 FV-VP | 1550 x 800 x 1300 | 280 | 2308 | 860 | 3.29 | |
| CHOPIN MESA 700 (TABLE) | 750x 800 x 900 | 88 | | | | |

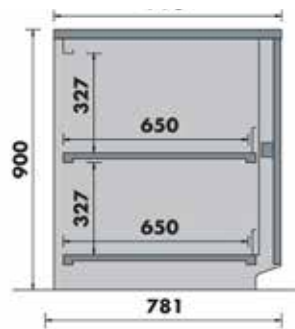


| | | | | | |
|-------------------------------------------------------------------------------------|--------------------------------------------------------------------------------------|---------------------------------------------------------------------------------------|---------------------------------------------------------------------------------------|---------------------------------------------------------------------------------------|---------------------------------------------------------------------------------------|
|  |  |  |  |  |  |
| RAL 1012 | RAL 1013 | RAL 2001 | RAL 3016 | RAL 5000 | RAL 5023 |
|  |  |  |  |  |  |
| RAL 6011 | RAL 6017 | RAL 7035 | RAL 7040 | RAL 9003 | RAL 9005 |

Colour options available



Chopin



Chopin Mesa



LPD900F

Serve-over
Glass To Front
Doors To Rear



Suitable for
Dairy Products



Site Survey



Special
Installation



Clear glass top



Description

A premium range of refrigerated flat glass displays ideal for cafes and coffee shops. Suitable for deli or cake display and available in 4 different sizes, units have LED lighting under each shelf to help give an excellent display. Sliding doors to the rear allow easy loading and serving while double glazed glass helps to reduce running costs. Cabinets comes fitted with castors for easy movement with adjustable feet at each corner for positioning and levelling if required. Finished in stainless steel and gloss black glass.

Product Features

- Fully automatic
- Fan assisted cooling
- Adjustable feet, & castors
- Adjustable shelves
- LED interior light with switch
- Digital controller and temperature display
- Individually illuminated glass shelves
- Doubled glazed glass
- Anti mist front glass
- Glass rear sliding doors

Technical Specifications

| | |
|------------------------|-------------------------|
| Temperature Range (°C) | +2 to +8 |
| Refrigerant | R290 |
| Type of Defrost | Timed Off Cycle |
| Exterior Finish | Stainless steel / Glass |
| Interior Finish | Stainless steel / Glass |
| Power | 13 Amp |
| Max Ambient | 25°C at 60% RH |
| Climate Class | 3 |

| | Ext. Dimension (WxDxH) (mm) | Int. Dimension (WxDxH) (mm) | Net Weight (kg) | Energy Cons. (kWh/year) | Input Power (W) | Display Area (m ²) | No. of Shelves | Energy Class |
|----------|-----------------------------|-----------------------------|-----------------|-------------------------|-----------------|--------------------------------|----------------|--------------|
| LPD900F | 905 x 745 x 1209 | 840 x 510 x 670 | 232 | 3500 | 480 | 1.44 | 2 | |
| LPD1200F | 1205 x 745 x 1209 | 1140 x 510 x 670 | 232 | 4062 | 580 | 1.85 | 2 | |
| LPD1500F | 1505 x 745 x 1209 | 1440 x 510 x 670 | 262 | 4723 | 685 | 2.26 | 2 | |
| LPD1700F | 1705 x 745 x 1209 | 1640 x 510 x 670 | 318 | 5581 | 950 | 2.52 | 2 | |



Suitable for Dairy Products



Site Survey



Special Installation



Serve-over
Glass To Front
Doors To Rear



LPD1500C

Description

A premium range of refrigerated curved glass displays ideal for cafes and coffee shops. Suitable for deli or cake display and available in 4 different sizes, units have LED lighting under each shelf to help give an excellent display. Sliding doors to the rear allow easy loading and serving while double glazed glass helps to reduce running costs. Cabinets comes fitted with castors for easy movement with adjustable feet at each corner for positioning and levelling if required. Finished in stainless steel and gloss black glass.

Product Features

- Fully automatic
- Fan assisted cooling
- Adjustable feet, & castors
- Adjustable shelves
- LED interior light with switch
- Digital controller and temperature display
- Individually illuminated opaque white glass shelves
- Doubled glazed glass
- Anti mist front glass
- Glass rear sliding doors

Technical Specifications

| | |
|------------------------|-------------------------|
| Temperature Range (°C) | +2 to +8 |
| Refrigerant | R290 |
| Type of Defrost | Timed Off Cycle |
| Exterior Finish | Stainless steel / Glass |
| Interior Finish | Stainless steel / Glass |
| Power | 13 Amp |
| Max Ambient | 25°C at 60% RH |
| Climate Class | 3 |

| | Ext. Dimension (WxDxH) (mm) | Int. Dimension (WxDxH) (mm) | Net Weight (kg) | Energy Cons. (kWh/year) | Input Power (W) | Display Area (m ²) | No. of Shelves | Energy Class |
|----------|-----------------------------|-----------------------------|-----------------|-------------------------|-----------------|--------------------------------|----------------|--------------|
| LPD900C | 905 x 745 x 1360 | 750 x 580 x 780 | 204 | 4004 | 598 | 1.54 | 3 | D A T G |
| LPD1200C | 1205 x 745 x 1360 | 1050 x 580 x 780 | 269 | 4592 | 580 | 2.01 | 3 | D A T G |
| LPD1500C | 1505 x 745 x 1360 | 1350 x 580 x 780 | 275 | 4938 | 798 | 2.47 | 3 | D A T G |
| LPD1700C | 1705 x 745 x 1360 | 1550 x 580 x 780 | 313 | 5796 | 690 | 2.75 | 3 | D A T G |



Suitable for
Dairy Products



Site Survey



Special
Installation

Serve-over
Glass To Front
Doors To Rear

EVO1200 B

Product Features

- Fully automatic
- Fan assisted cooling
- Adjustable feet
- Interior light with switch
- Digital controller and temperature display
- Hinged glass for easy cleaning
- Individually illuminated glass shelves
- Glass rear sliding doors

Technical Specifications

| | |
|------------------------|----------------|
| Temperature Range (°C) | +1 to +10 |
| Refrigerant | R290 |
| Type of Defrost | Automatic |
| Exterior Finish | Black |
| Interior Finish | Grey |
| Power | 13 Amp |
| Max Ambient | 25°C at 60% RH |
| Climate Class | 3 |

| | Ext. Dimension (WxDxH) (mm) | Int. Dimension (WxDxH) (mm) | Net Weight (kg) | Energy Cons. (kWh/year) | Input Power (W) | Display Area (m ²) | No. of Shelves | Energy Class |
|---------|-----------------------------|-----------------------------|-----------------|-------------------------|-----------------|--------------------------------|----------------|--------------|
| EVO602 | 600 x 755 x 1400 | 555 x 502 x 790 | 115 | 2926 | | 0.77 | 3 | |
| EVO902 | 900 x 755 x 1400 | 855 x 502 x 790 | 135 | 2658 | 475 | 1.2 | 3 | |
| EVO1202 | 1200 x 755 x 1400 | 1155 x 502 x 790 | 145 | 2915 | 475 | 1.62 | 3 | |
| EVO1502 | 1500 x 755 x 1400 | 1455 x 502 x 790 | 160 | 4163 | 750 | 2.05 | 3 | |
| EVO1802 | 1800 x 755 x 1400 | 1755 x 502 x 790 | 210 | 4681 | 780 | 2.3 | 3 | |



Site Survey



Special Installation



EVO1200 SS

Product Features

- Fully automatic
- Fan assisted cooling
- Adjustable feet
- Interior light with switch
- Digital controller and temperature display
- Hinged glass for easy cleaning
- Individually illuminated glass shelves
- Glass rear sliding doors (hinged on EVO600SS)

Technical Specifications

| | |
|------------------------|-----------------|
| Temperature Range (°C) | +1 to +10 |
| Refrigerant | R290 |
| Type of Defrost | Automatic |
| Exterior Finish | Stainless steel |
| Interior Finish | Stainless steel |
| Power | 13 Amp |
| Max Ambient | 25°C at 60% RH |
| Climate Class | 3 |

| | Ext. Dimension (WxDxH) (mm) | Int. Dimension (WxDxH) (mm) | Net Weight (kg) | Energy Cons. (kWh/year) | Input Power (W) | Display Area (m ²) | No. of Shelves | Energy Class |
|------------|-----------------------------|-----------------------------|-----------------|-------------------------|-----------------|--------------------------------|----------------|--------------|
| EVO602 SS | 600 x 755 x 1400 | 555 x 502 x 790 | 115 | 2926 | | 0.77 | 3 | |
| EVO902 SS | 900 x 755 x 1400 | 855 x 502 x 790 | 135 | 2658 | 475 | 1.2 | 3 | |
| EVO1202 SS | 1200 x 755 x 1400 | 1155 x 502 x 790 | 155 | 2915 | 475 | 1.62 | 3 | |
| EVO1502 SS | 1500 x 755 x 1400 | 1455 x 502 x 790 | 170 | 4163 | 750 | 2.05 | 3 | |
| EVO1802 SS | 1800 x 755 x 1400 | 1755 x 502 x 790 | 220 | 4681 | 780 | 2.3 | 3 | |



Rear Serving Doors



Suitable for Dairy Products

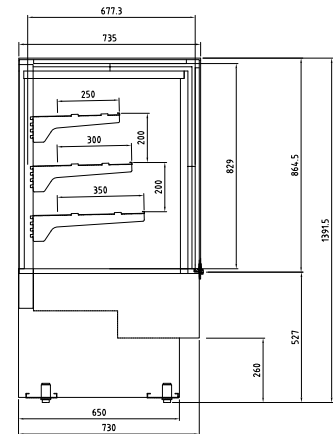


Site Survey



Special Installation

Serve-over
 Glass To Front
 Doors To Rear



Product Features

- Fully automatic
- Fan assisted cooling
- Adjustable feet
- Interior light with switch
- Digital controller and temperature display
- Individually illuminated glass shelves
- Glass rear sliding doors

Technical Specifications

| | |
|------------------------|----------------|
| Temperature Range (°C) | +1 to +10 |
| Refrigerant | R290 |
| Type of Defrost | Automatic |
| Exterior Finish | Black |
| Interior Finish | Grey |
| Power | 13 Amp |
| Max Ambient | 25°C at 60% RH |
| Climate Class | 3 |

| | Ext. Dimension (WxDxH) (mm) | Net Weight (kg) | Energy Cons. (kWh/year) | Input Power (W) | Display Area (m ²) | Energy Class |
|----------|-----------------------------|-----------------|-------------------------|-----------------|--------------------------------|--------------|
| EVOK902 | 905 x 755 x 1400 | 125 | 2658 | 400 | 1.2 | |
| EVOK1202 | 1200 x 755 x 1400 | 145 | 2915 | 687 | 1.62 | |
| EVOK1502 | 1500 x 755 x 1400 | 160 | 4163 | 717 | 2.05 | |
| EVOK1802 | 1800 x 755 x 1400 | 210 | 4681 | 754 | 2.3 | |



EVOK900



Millennium ST Pastry Range



Suitable for Dairy Products



Site Survey



Special Installation



Freezer Option Available



Description

The Millennium Pastry from ISA brings a contemporary design for modern environments. The clean lines of this popular display are ideal for presenting your very best product. A generous refrigerated display deck is complemented by 2 ambient shelves (each with under-shelf lighting) enabling you to maximise display space and sales. The unit comes fitted with large durable, lockable castors for moving the cabinet, together with hinged glass to give easier access for cleaning and keeping your display looking perfect.

Product Features

- Fully automatic
- Fan assisted cooling
- Castors 2 lockable
- LED interior lighting (under canopy and each shelf)
- Heated single glazed front glass to prevent misting
- Heated doubled glazed side glass to prevent misting
- Digital controller and temperature display
- Night blind
- Stainless steel rear shelf
- Stainless steel deck

Technical Specifications

| | |
|------------------------|-----------------|
| Temperature Range (°C) | +1 to +10 |
| Refrigerant | R290 |
| Type of Defrost | Off Cycle |
| Exterior Finish | White/Grey |
| Interior Finish | Stainless steel |
| Power | 13 Amp |
| Max Ambient | 25°C at 60% RH |
| Climate Class | 3 |

| | Ext. Dimension (WxDxH) (mm) | Net Weight (kg) | Energy Cons. (kWh/year) | Input Power (W) | Display Area (m ²) | Energy Class |
|----------------------|-----------------------------|-----------------|-------------------------|-----------------|--------------------------------|--------------|
| MILLENNIUM ST120 PAS | 1166 x 1054 x 1356 | 250 | 1825 | 650 | 0.34 | |
| MILLENNIUM ST170 PAS | 1661 x 1054 x 1356 | 300 | 2238 | 1150 | 0.51 | |
| MILLENNIUM ST220 PAS | 2156 x 1054 x 1356 | 340 | 2591 | 1250 | 0.66 | |

Millennium LX Pastry Range



Suitable for Dairy Products



Site Survey



Special Installation



Freezer Option Available



Millennium ST Pastry with Millennium ST Ice Cream Display



Description

The Millennium Pastry from ISA brings a contemporary design for modern environments. The clean lines of this popular display are ideal for presenting your very best product. A generous refrigerated display deck is complemented by 2 ambient shelves (each with under-shelf lighting) enabling you to maximise display space and sales. The unit comes fitted with large durable, lockable castors for moving the cabinet, together with hinged glass to give easier access for cleaning and keeping your display looking perfect.

Product Features

- Fully automatic
- Fan assisted cooling
- Castors 2 lockable
- LED interior lighting (under canopy and each shelf)
- Heated single glazed front glass to prevent misting
- Heated doubled glazed side glass to prevent misting
- Digital controller and temperature display
- Night blind
- Stainless steel rear shelf
- Stainless steel deck

Technical Specifications

| | |
|------------------------|-----------------|
| Temperature Range (°C) | +1 to +10 |
| Refrigerant | R290 |
| Type of Defrost | Off Cycle |
| Exterior Finish | White/Grey |
| Interior Finish | Stainless steel |
| Power | 13 Amp |
| Max Ambient | 25°C at 60% RH |
| Climate Class | 3 |

| | Ext. Dimension (WxDxH) (mm) | Net Weight (kg) | Energy Cons. (kWh/year) | Input Power (W) | Display Area (m ²) | Energy Class |
|----------------------|-----------------------------|-----------------|-------------------------|-----------------|--------------------------------|--------------|
| MILLENNIUM LX120 PAS | 1166 x 1080 x 1356 | 250 | 1825 | 650 | 0.34 | |
| MILLENNIUM LX170 PAS | 1661 x 1080 x 1356 | 300 | 2238 | 1150 | 0.51 | |
| MILLENNIUM LX220 PAS | 2156 x 1080 x 1356 | 340 | 2591 | | 0.68 | |



DO MAR
PARA A
MESA

0,93€

0,93€

View Range
Page 134

rozen



Frozen Display cabinets provide a wide range of options for the presentation of frozen food to your customers. We have worked relentlessly with our key manufacturers from around the world to bring a wide range of options and solutions for many different applications and environments.

From our range of glass lid chest freezers offering quality value and reliability, to our under-counter and upright display freezers with a wide range of options offering static cooled units to advanced frost free display cabinets including dual temperature versions that can be switched to chiller or freezer depending on your requirements

Our solutions for supermarkets and convenience stores bring the latest technology and energy saving features to the shop floor, with innovations from Arcoboa with their energy saving and frost free display freezers in the form of the View Range, the Super Range and versatile space saving and display optimising Dupla range.

As you browse our extensive range I am sure we will have the solution to your display freezer requirements. If you need help or advice please get in touch.

Jason Gray
Head Of Retails Sales



Frozen Display



Best Assured Catering Consultancy

Description


A compact and easy to move impulse freezer. Great for individually packed lollies and ice cream or even frozen petfood. Ideal for placing near tills to catch the customer's attention and create impulse purchases. Ideal for branding.

Product Features

- Fully automatic
- Static cooling
- Flip flop lid
- Castors
- Ideal for branding
- Optional divider system

Technical Specifications

| | |
|------------------------|-----------------------|
| Temperature Range (°C) | -22 to -12 |
| Refrigerant | R600a |
| Type of Defrost | Manual |
| Exterior Finish | White with black trim |
| Interior Finish | White |
| Power | 13 Amp |
| Max Ambient | 30°C at 55% RH |
| Climate Class | 4 |

| | Ext. Dimension (WxDxH) (mm) | Int. Dimension (WxDxH) (mm) | Net Weight (kg) | Energy Cons. (kWh/year) | Input Power (W) | Gross/Net Volume (l) | Energy Class |
|------|-----------------------------|-----------------------------|-----------------|-------------------------|-----------------|----------------------|---------------------------------------------------------------------------------------|
| CF77 | 567 x 567 x 830 | 454 x 454 x 440 | 29 | 402 | 124 | 80 / 72 |  |



Lock



Description


The Tefcold ST160 is an ideal impulse freezer. The unit comes with a flat glass hinged lid with lock as standard and 1 basket. Castors are supplied as standard (but not fitted) as well as a temperature display. A good solidly built reliable unit, ideal for where space is tight.

Product Features

- Flat hinged lid
- Static cooling
- Lock
- Castors
- Defrost drain

Technical Specifications

| | |
|------------------------|----------------|
| Temperature Range (°C) | -24 to -14 |
| Refrigerant | R600a |
| Type of Defrost | Manual |
| Exterior Finish | White |
| Interior Finish | White |
| Power | 13 Amp |
| Max Ambient | 30°C at 55% RH |
| Climate Class | 4 |

| | Ext. Dimension (WxDxH) (mm) | Int. Dimension (WxDxH) (mm) | Net Weight (kg) | Energy Cons. (kWh/year) | Input Power (W) | No. of baskets | Max No. of Baskets (pcs) | Energy Class |
|-------|-----------------------------|-----------------------------|-----------------|-------------------------|-----------------|----------------|--------------------------|---------------------------------------------------------------------------------------|
| ST160 | 550 x 550 x 870 | 435 x 435 x 755 | 35 | 420 | 80 | 1 | 1 |  |



NIC100CP

NIC100

Description



Where space is at a premium the NIC100 with its small footprint is ideal as an impulse freezer. Great for ice cream and lollies as well as frozen food. Curved sliding lower lid set into a moulded trim to give a great display. The unit comes with 2 baskets as standard to organise product and help keep the cabinet tidy. Fitted with castors (2 lockable) for easy movement and a temperature display is fitted as standard.

Product Features

- Curved sliding lower lid
- Static cooling
- Castors 2 lockable
- Temperature display
- LED light canopy on the CP option

Technical Specifications

| | |
|------------------------|---------------------|
| Temperature Range (°C) | -24 to -14 |
| Refrigerant | R600a |
| Type of Defrost | Manual |
| Exterior Finish | White/Grey |
| Interior Finish | White painted steel |
| Power | 13 Amp |
| Max Ambient | 40°C at 40% RH |
| Climate Class | 5 |

| | Ext. Dimension (WxDxH) (mm) | Int. Dimension (WxDxH) (mm) | Net Weight (kg) | Energy Cons. (kWh/year) | Input Power (W) | No. of baskets | Max No. of Baskets (pcs) | Energy Class |
|----------|-----------------------------|-----------------------------|-----------------|-------------------------|-----------------|----------------|--------------------------|---------------------------------------------------------------------------------------|
| NIC100 | 665 x 665 x 910 | 510 x 510 x 571 | 47 | 657 | 105 | Divider System | 2 |  |
| NIC100CP | 665 x 665 x 1086 | 510 x 510 x 571 | 47 | 664 | 105 | 2 | 2 |  |



Lock



NIC400SCEB



NIC300SCEB

Now With Full Set of Baskets



Curved sloping lids for better visibility



Lock



Curved interior corners

Product Features

- Curved sliding lids
- Static cooling
- Lock
- Castors
- Digital temperature display
- Defrost drain
- Fan assisted condenser for energy efficiency

Technical Specifications

| | |
|------------------------|----------------------------------|
| Temperature Range (°C) | -24 to -14 |
| Refrigerant | R600a (NIC200) R290 (all others) |
| Type of Defrost | Manual |
| Exterior Finish | White |
| Interior Finish | White |
| Power | 13 Amp |
| Max Ambient | 40°C at 40% RH |
| Climate Class | 5 |

| | Ext. Dimension (WxDxH) (mm) | Int. Dimension (WxDxH) (mm) | Net Weight (kg) | Energy Cons. (kWh/year) | Input Power (W) | No. of baskets | Max No. of Baskets (pcs) | Energy Class |
|------------|-----------------------------|-----------------------------|-----------------|-------------------------|-----------------|----------------|--------------------------|--------------|
| NIC200SCEB | 740 x 650 x 918 | 600 x 510 x 571 | 52 | 482 | 98 | 2 | 2 | |
| NIC300SCEB | 1030 x 650 x 918 | 890 x 510 x 571 | 62 | 725 | 119 | 4 | 4 | |
| NIC400SCEB | 1320 x 650 x 918 | 1180 x 510 x 571 | 72 | 1004 | 141 | 5 | 5 | |
| NIC500SCEB | 1570 x 650 x 918 | 1430 x 510 x 571 | 110 | 1460 | 191 | 6 | 6 | |



IC500SC



IC300SC



IC200SC



IC100SC



Lock








Curved interior corners

Product Features

- Flat sliding lids
- Static cooling
- Lock
- Castors 2 lockable
- Digital temperature display
- Defrost drain
- Fan assisted condenser for energy efficiency
- 1 Divider per basket (except ICB100SC)

Technical Specifications

| | |
|------------------------|-------------------------------------|
| Temperature Range (°C) | -24 to -14 |
| Refrigerant | R600a (IC100/200) R290 (all others) |
| Type of Defrost | Manual |
| Exterior Finish | White |
| Interior Finish | White |
| Power | 13 Amp |
| Max Ambient | 30°C at 55% RH |
| Climate Class | 4 |

| | Ext. Dimension (WxDxH) (mm) | Int. Dimension (WxDxH) (mm) | Net Weight (kg) | Energy Cons. (kWh/year) | Input Power (W) | No. of baskets | Max No. of Baskets (pcs) | Energy Class |
|---------|-----------------------------|-----------------------------|-----------------|-------------------------|-----------------|----------------|--------------------------|---------------------------------------------------------------------------------------|
| IC100SC | 570 x 570 x 897 | 450 x 450 x 520 | 42 | 464 | 80 | 2 | 2 |  |
| IC200SC | 720 x 630 x 892 | 600 x 510 x 655 | 46 | 675 | 98 | 3 | 3 |  |
| IC300SC | 1010 x 630 x 892 | 890 x 510 x 655 | 55 | 675 | 119 | 4 | 4 |  |
| IC400SC | 1300 x 630 x 892 | 1180 x 510 x 655 | 64 | 803 | 141 | 5 | 5 |  |
| IC500SC | 1550 x 630 x 892 | 1430 x 510 x 655 | 72 | 986 | 191 | 6 | 6 |  |



Lock



IC400SCEB



IC300SCEB



IC100SCEB








Lock

Product Features

- Curved sliding lids
- Static cooling
- Lock
- Castors 2 lockable
- Digital temperature display
- Defrost drain
- Fan assisted condenser for energy efficiency
- 1 Divider per basket (except ICB100SCEB)

Technical Specifications


| | |
|------------------------|-------------------------------------|
| Temperature Range (°C) | -24 to -14 |
| Refrigerant | R600a (IC100/200) R290 (all others) |
| Type of Defrost | Manual |
| Exterior Finish | White |
| Interior Finish | White |
| Power | 13 Amp |
| Max Ambient | 30°C at 55% RH |
| Climate Class | 4 |

| | Ext. Dimension (WxDxH) (mm) | Int. Dimension (WxDxH) (mm) | Net Weight (kg) | Energy Cons. (kWh/year) | Input Power (W) | No. of baskets | Max No. of Baskets (pcs) | Energy Class |
|-----------|-----------------------------|-----------------------------|-----------------|-------------------------|-----------------|----------------|--------------------------|---------------------------------------------------------------------------------------|
| IC100SCEB | 570 x 570 x 885 | 450 x 450 x 490 | 37 | 515 | 80 | 1 | 2 |  |
| IC200SCEB | 720 x 615 x 949 | 600 x 495 x 710 | 53 | 767 | 98 | 3 | 3 |  |
| IC300SCEB | 1010 x 615 x 949 | 890 x 495 x 710 | 57 | 814 | 119 | 4 | 4 |  |
| IC400SCEB | 1300 x 615 x 949 | 1180 x 495 x 710 | 66 | 1077 | 141 | 5 | 5 |  |
| IC500SCEB | 1550 x 615 x 949 | 1420 x 495 x 710 | 72 | 1570 | 191 | 7 | 7 |  |

Glass Lid Freezer Focus Range



Red and blue trim options available to order



LED Interior Lighting



Description

Elcold's premium chest freezer, the Focus, is a top choice for leading ice cream and frozen food companies due to its stunning design, energy efficiency, and durability. The frameless curved sliding lids and internal LED lighting offer an excellent display, and castors come as standard. This high-quality chest freezer is one of the best on the market, supplied as standard with grey trim, with the option to order in red or blue trim.

Product Features

- Frameless curved sliding lids
- LED interior lights with switch
- Static cooling
- Castors
- Defrost water drain
- Fan assisted condenser for energy efficiency
- Red and blue trim options to order

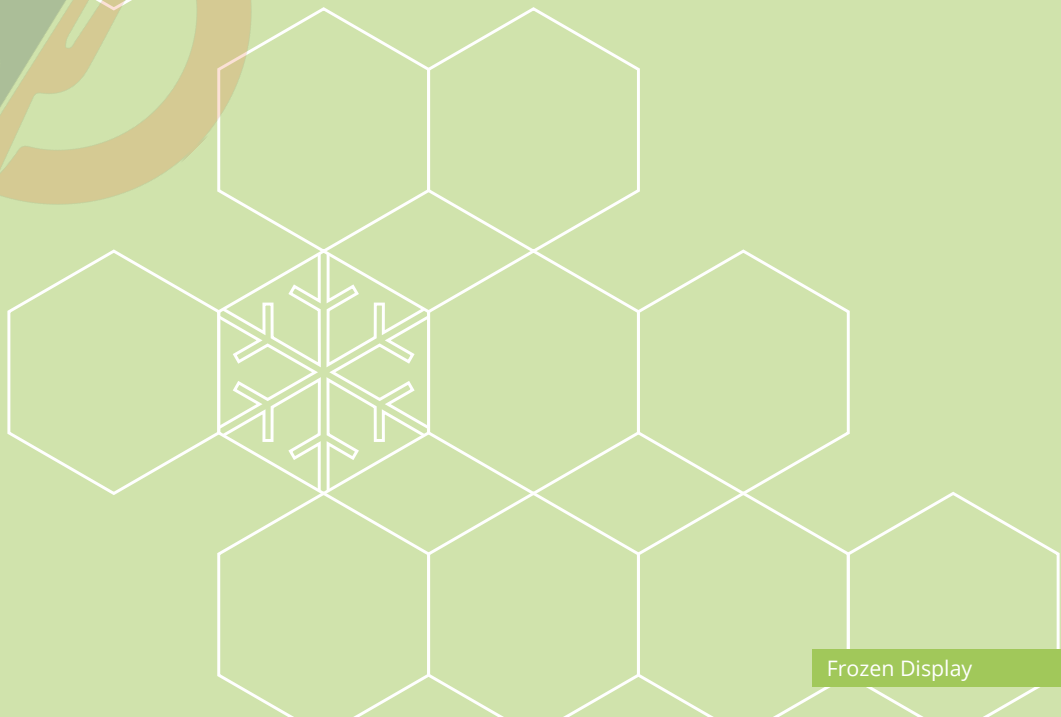
Technical Specifications

| | |
|------------------------|--------------------------------------|
| Temperature Range (°C) | -23 to -16 |
| Refrigerant | R600a (73/106/131) R290 (all others) |
| Type of Defrost | Manual |
| Exterior Finish | White, Grey |
| Interior Finish | Hammered Aluminium |
| Power | 13 Amp |
| Max Ambient | 30°C at 55% RH |
| Climate Class | 4 |

| | Ext. Dimension (WxDxH) (mm) | Int. Dimension (WxDxH) (mm) | Net Weight (kg) | Energy Cons. (kWh/year) | Input Power (W) | No. of baskets | Max No. of Baskets (pcs) | Energy Class |
|-----------|-----------------------------|-----------------------------|-----------------|-------------------------|-----------------|----------------|--------------------------|--------------|
| FOCUS 73 | 726 x 656 x 850 | 570 x 500 x 670 | 44 | 665 | 141 | 2 | 2 | |
| FOCUS 106 | 1056 x 656 x 850 | 900 x 500 x 670 | 54 | 926 | 155 | 2 | 4 | |
| FOCUS 131 | 1306 x 656 x 850 | 1150 x 500 x 670 | 62 | 1033 | 211 | 2 | 5 | |
| FOCUS 151 | 1506 x 656 x 850 | 1350 x 500 x 670 | 68 | 1293 | 230 | 2 | 6 | |
| FOCUS 171 | 1706 x 656 x 850 | 1550 x 500 x 670 | 73 | 1545 | 230 | 2 | 7 | |



FOCUS 131 GREY





ST500

Description





A quality solidly built commercial display chest freezer from TEFCOLD. The ST range comes with a flat double glazed glass hinged lid with a robust aluminium frame. A hinged lid is often preferred as customers are less likely to leave a hinged lid open compared to a sliding lid, reducing energy consumption and helping to stop ice forming in the freezer. The cabinet comes with castors fitted as standard. Available in 4 sizes to suit all situations. Ideal for smaller convenience stores, corner shops for storage of ice cream and frozen foods.

Product Features

- Flat hinged lid
- Static cooling
- Castors
- Defrost drain

Technical Specifications

| | |
|------------------------|----------------|
| Temperature Range (°C) | -24 to -14 |
| Refrigerant | R290 |
| Type of Defrost | Manual |
| Exterior Finish | White |
| Interior Finish | White |
| Power | 13 Amp |
| Max Ambient | 30°C at 55% RH |
| Climate Class | 4 |

| | Ext. Dimension (WxDxH) (mm) | Int. Dimension (WxDxH) (mm) | Net Weight (kg) | Energy Cons. (kWh/year) | Input Power (W) | No. of baskets | Max No. of Baskets (pcs) | Energy Class |
|-------|-----------------------------|-----------------------------|-----------------|-------------------------|-----------------|----------------|--------------------------|---------------------------------------------------------------------------------------|
| ST300 | 1012 x 715 x 903 | 892 x 510 x 682 | 58 | 698 | | 2 | 4 |  |
| ST400 | 1302 x 715 x 903 | 1182 x 510 x 682 | 69 | 949 | | 3 | 5 |  |
| ST500 | 1550 x 715 x 903 | 1432 x 510 x 682 | 78 | 1609 | | 3 | 6 |  |
| ST700 | 2055 x 715 x 903 | 1935 x 510 x 680 | 103 | 2001 | | 4 | 8 |  |



1100CHV WH

900CHV WH

750CHV WH

Description

The excellent CHV range from Arcaboa is the industry standard for quality island site chest freezers. The 1100CHV is the most popular version with its huge 1032 litre capacity and large glass lids to create a great display. All controls are on the outside of the unit along with a temperature display. One of our best selling cabinets.

Product Features

- Flat sliding lids
- Static cooling
- Adjustable feet
- Temperature display
- Defrost drain
- Low maintenance condenser
- Bumper bars
- 1100CHV has a central partition
- Twin controllers on 1100CHV



Technical Specifications

| | |
|------------------------|----------------|
| Temperature Range (°C) | -24 to -18 |
| Refrigerant | R290 |
| Type of Defrost | Manual |
| Exterior Finish | White |
| Interior Finish | White |
| Power | 13 Amp |
| Max Ambient | 25°C at 60% RH |
| Climate Class | 3 |

| | Ext. Dimension (WxDxH) (mm) | Int. Dimension (WxDxH) (mm) | Net Weight (kg) | Energy Cons. (kWh/year) | Input Power (W) | No. of baskets | Max No. of Baskets (pcs) | Energy Class |
|------------|-----------------------------|-----------------------------|-----------------|-------------------------|-----------------|----------------|--------------------------|--------------|
| 750CHV WH | 1550 x 960 x 780 | 1375 x 790 x 485 | 81 | 1423 | 305 | 0 | 4 | C A T G |
| 900CHV WH | 2050 x 960 x 780 | 1880 x 790 x 485 | 105 | 1642 | 411 | 0 | 6 | B A T G |
| 1100CHV WH | 2500 x 960 x 780 | 2280 x 790 x 485 | 125 | 1788 | 545 | 0 | 8 | B A T G |

Supermarket Freezer Dupla Range



-  Site Survey
-  Special Installation

Dupla 2.2De with 2.2DE HC finished in RAL7016



DUPLA 2.2DE HC



DUPLA 2.2DE



Shelving kit available

Description





The Dupla is an innovative solution to create maximum storage and display area in a small footprint. Instead of having two freezers back to back, the Dupla is built as a single "back to back" island site freezer. By removing the dividing wall that would normally be between the 2 units a significant amount of space is created. Using an advanced refrigeration system, the cabinet uses significantly less energy rather than two traditional back to back systems. Save space, increase display area and reduce running costs.

Product Features

- Curved sliding lids
- Static cooling
- Auto defrost
- Double LED interior light with switch
- Digital controller and temperature display
- Fan assisted self cleaning condenser
- Defrost drain
- Bumper bars
- Low energy consumption
- High internal volume with small footprint
- Shelving and ticket strips are optional extra - POA

Technical Specifications

| | |
|------------------------|-----------------------------|
| Temperature Range (°C) | -24 to -18 |
| Refrigerant | R290 |
| Type of Defrost | Automatic |
| Exterior Finish | White or Anthracite RAL7016 |
| Interior Finish | White |
| Power | 13 Amp |
| Max Ambient | 25°C at 60% RH |
| Climate Class | 3 |

| | Ext. Dimension (WxDxH) (mm) | Net Weight (kg) | Energy Cons. (kWh/year) | Input Power (W) | Display Area (m ²) | Energy Class |
|------------------------|-----------------------------|-----------------|-------------------------|-----------------|--------------------------------|---------------------------------------------------------------------------------------|
| DUPLA 2.2DE RAL7016 | 2150 x 1465 x 930 | 198 | 3358 | 522 | 2.65 |  |
| DUPLA 2.2DE HC RAL7016 | 1470 x 812 x 915 | 85 | 1496 | 267 | 0.65 |  |
| DUPLA 2.2DE White | 2150 x 1465 x 930 | 198 | 3358 | 522 | 2.65 |  |
| DUPLA 2.2DE HC White | 1470 x 812 x 915 | 85 | 1496 | 267 | 0.65 |  |



Supermarket Freezer Super Range




Multiplex Kits

Fixes 2 cabinets back to back when making an island, keeping units the correct distance apart and allowing sufficient ventilation. Multiplex kits are only required for Super DEs going back to back. Not required for Super 200HCD or where cabinets are not in an island (In a single row next to each other).




Shelf Kits For Islands

Easy to bolt on (and has integral multiplex kit). Ideal for selling condiments etc that compliment the frozen goods on display. Keeps units the correct distance apart and allowing sufficient ventilation of back to back cabinet in an island.



Shelf Kits For Runs

Easy to bolt on shelving kits. Ideal for selling condiments etc that compliment the frozen goods on display. Only for use on Super 200D in a line (not an island).




Skirt Kits

Skirt kits for Island or runs. Improves the visual appearance of the freezers and helps prevent dust and debris getting underneath the cabinets.



Baskets And Dividers

Helps to organise and segregate the interior of the freezer allowing you separate sections for different products, assisting customers to find the product they want and to stop the interior getting disorganised. (Cabinets are supplied with 2 dividers as standard (except Super 150 which comes with 1).



EPOS Ticket Strips (39mm)

Make sure your product is clearly priced by using 39mm EPOS ticket strips. Available in single or double height (2 rows)



Castors

To simplify cleaning and changing of store layout, cabinets can be supplied on castors.



Special
Installation



Black and anthracite options available

Description

The Arcaboa Super range of freezers is perfect for supermarkets and convenience stores. These units feature large panoramic glass lids and LED lighting to provide an excellent display of products. They can be arranged into islands with head case units (Super 200HCDE) on the ends, and multiplex kits are available to join them together. For added sales potential, shelving kits can be added. The cabinet has an auto defrost function to reduce maintenance costs and prevent ice formation. With very low energy consumption, this freezer is one of the most efficient on the market.

Product Features

- Curved sliding lids, Static cooling
- Auto defrost
- Dual temp options available
- LED interior light with switch
- Digital controller and temperature display
- Low maintenance condensor
- Defrost drain
- Bumper bars
- 2 Dividers supplied as standard
- Multiplexable, shelving kit options
- EPOS ticket strip option

Technical Specifications

| | |
|------------------------|----------------|
| Temperature Range (°C) | -24 to -18 |
| Refrigerant | R290 |
| Type of Defrost | Automatic |
| Exterior Finish | White |
| Interior Finish | White |
| Power | 13 Amp |
| Max Ambient | 25°C at 60% RH |
| Climate Class | 3 |

| | Ext. Dimension (WxDxH) (mm) | Net Weight (kg) | Energy Cons. (kWh/year) | Input Power (W) | Display Area (m ²) | Energy Class |
|----------------------|-----------------------------|-----------------|-------------------------|-----------------|--------------------------------|--------------|
| SUPER 150 DE White | 1520 x 920 x 790 | 98 | 2248 | 356 | 0.92 | |
| SUPER 200DE White | 2020 x 920 x 790 | 127 | 2357 | 426 | 1.29 | |
| SUPER 220 DE White | 2220 x 920 x 790 | 135 | 2573 | 662 | 1.42 | |
| SUPER 250DE White | 2500 x 920 x 790 | 147 | 2847 | 442 | 1.66 | |
| SUPER 200HC DE White | 1990 x 920 x 790 | 121 | 2463 | 421 | 1.38 | |



Multiplex Kits

Fixes 2 cabinets back to back when making an island, keeping units the correct distance apart and allowing sufficient ventilation. Mutliplex kits are only required for Super DE's going back to back. Not required for Super 200HCD or where cabinets are not in an island. (In a single row next to each other)



Shelf Kits For Islands

Easy to bolt on (and has integral multiplex kit). Ideal for selling condiments etc that compliment the frozen goods on display. Keeps units the correct distance apart and allowing sufficient ventilation of back to back cabinet in an island.



Shelf Kits For Runs

Easy to bolt on shelving kits. Ideal for selling condiments etc that compliment the frozen goods on display. Only for use on Super 200D in a line (not an island).




Skirt Kits

Skirt kits for Island or runs. Improves the visual appearance of the freezers and helps prevent dust and debris getting underneath the cabinets.



Baskets And Dividers

Helps to organise and segregate the interior of the freezer allowing you separate sections for different products, assisting customers to find the product they want and to stop the interior getting disorganised. (Cabinets are supplied with 2dividers as standard (except Super 150 which comes with 1).



EPOS Ticket Strips (39mm)

Make sure your product is clearly priced by using 39mm EPOS ticket strips. Available in single or double height (2 rows)



Castors

To simplify cleaning and changing of store layout, cabinets can be supplied on castors.



Special
Installation



SUPER 220DE RAL7016

Black and white options available



Description

The Arcaboa Super range of freezers is perfect for supermarkets and convenience stores. These units feature large panoramic glass lids and LED lighting to provide an excellent display of products. They can be arranged into islands with head case units (Super 200HCDE) on the ends, and multiplex kits are available to join them together. For added sales potential, shelving kits can be added. The cabinet has an auto defrost function to reduce maintenance costs and prevent ice formation. With very low energy consumption, this freezer is one of the most efficient on the market.

Product Features

- Curved sliding lids
- Static cooling
- Auto defrost
- Dual temp options available
- LED interior light with switch
- Digital controller and temperature display
- Low maintenance condensor
- Defrost drain
- Bumper bars
- 2 Dividers supplied as standard
- Multiplexable, shelving kit options
- EPOS ticket strip option

Technical Specifications

| | |
|------------------------|--------------------|
| Temperature Range (°C) | -24 to -18 |
| Refrigerant | R290 |
| Type of Defrost | Automatic |
| Exterior Finish | Anthraxite RAL7016 |
| Interior Finish | White |
| Power | 13 Amp |
| Max Ambient | 25°C at 60% RH |
| Climate Class | 3 |

| | Ext. Dimension (WxDxH) (mm) | Net Weight (kg) | Energy Cons. (kWh/year) | Input Power (W) | Display Area (m ²) | Energy Class |
|------------------------|-----------------------------|-----------------|-------------------------|-----------------|--------------------------------|--------------|
| SUPER 200DE RAL7016 | 2020 x 920 x 790 | 127 | 2357 | 426 | 1.29 | |
| SUPER 220 DE RAL7016 | 2220 x 920 x 790 | 135 | 2573 | 662 | 1.42 | |
| SUPER 250 DE RAL7016 | 2500 x 920 x 790 | 147 | 2847 | 442 | 1.66 | |
| SUPER 200HC DE RAL7016 | 1990 x 920 x 790 | 121 | 2463 | 421 | 1.38 | |



MTF MINI +
NIC400SCEB

MTF MINI

-  New Product
-  Lock
-  Special Installation

Description


The MTF MINI is designed to create an eye catching frozen display to draw customer in. With an illuminated top canopy plus areas for side branding and great internal lighting, this is the perfect unit to get your product noticed. The MTF is designed to be used in conjunction with the TEFCOLD NIC400SCEB glass sliding lid chest freezer which sites underneath.

Product Features

- Fully automatic
- Fan assisted cooling
- Adjustable shelves
- Vertical LED interior lighting with switch
- Digital controller and temperature display
- Base plus 3 shelves including ticket strip and acrylic riser
- Heated, self closing glass doors
- Requires chest freezer to sit underneath
- Requires stand building and cabinet lifting onto stand

Technical Specifications

| | |
|------------------------|---------------------|
| Temperature Range (°C) | -23 to -18 |
| Refrigerant | R290 |
| Type of Defrost | Manual |
| Exterior Finish | White |
| Interior Finish | White painted steel |
| Power | 13 Amp |
| Max Ambient | 30°C at 55% RH |
| Climate Class | 4 |

| | Ext. Dimension (WxDxH) (mm) | Int. Dimension (WxDxH) (mm) | Net Weight (kg) | Energy Cons. (kWh/year) | Input Power (W) | Display Area (m ²) | No. of Shelves | Energy Class |
|----------|-----------------------------|-----------------------------|-----------------|-------------------------|-----------------|--------------------------------|----------------|---------------------------------------------------------------------------------------|
| MTF Mini | 1275 x 636 x 1965 | 1080 x 438 x 401 | 113,5 | 1518 | 212 | 0.38 | 4 |  |



MTF MINI +
NIC400SCEB



New Product



Switchable
Cooler /
Freezer



Special
Installation



Chiller or
Freezer

VIEW 250CF VS

Shown with optional skirt kit around base



Matches up with SUPER ARV215DE



Available in white as an option



Front to back sliding lid



Adjustable height false base

Product Features

- Easily switchable between cooler and freezer
- Energy saving variable speed compressor
- Excellent energy efficiency
- Front to back sliding lids for easy access
- Adjustable false base
- LED interior light
- Ideal for use in combination with the ARV215DE

Technical Specifications

| | |
|------------------------|--------------------|
| Temperature Range (°C) | -22 to +10 |
| Refrigerant | R290 |
| Type of Defrost | Automatic, hot gas |
| Exterior Finish | Black |
| Interior Finish | White |
| Power | 13 Amp |
| Max Ambient | 30°C 55% RH |
| Climate Class | 3 |

| | Ext. Dimension (WxDxH) (mm) | Net Weight (kg) | Energy Cons. (kWh/year) | Input Power (W) | Display Area (m ²) | Energy Class |
|---------------|--------------------------------|-----------------|----------------------------|-----------------|--------------------------------|--------------|
| VIEW 250CF VS | 2500 x 980 x 955 | 175 | 3326 | 520 | 1.93 | |

ARV Combi Range



New Product



Switchable
Cooler /
Freezer



Special
Installation



**SUPER ARV215DE +
SUPER 250DE**



**SUPER ARV2115DE
RAL7016**



SUPER ARV215DE WHITE



Description

The Super ARV215DE panoramic top case should be used in combination with the Super 250DE to offer a versatile eye level display. Sitting above the Super 250DE display freezer, it is ideal for a variety of configurations either as a wall or island display.

Product Features

- Fully automatic
- Fan assisted cooling
- Adjustable shelves
- Vertical LED interior lighting with switch
- Digital controller and temperature display
- Base plus 3 shelves including ticket strip and acrylic riser
- Heated, self closing glass doors
- Requires chest freezer to sit underneath
- Available in white or anthracite (RAL7016) finish
- Requires stand building and cabinet lifting onto stand

Technical Specifications

| | |
|------------------------|------------------------------|
| Temperature Range (°C) | -24 to -18 |
| Refrigerant | R290 |
| Type of Defrost | Electric |
| Exterior Finish | White or Anthracite (RAL701) |
| Interior Finish | White |
| Power | 13 Amp |
| Max Ambient | 25°C at 60% RH |
| Climate Class | 3 |

| | Ext. Dimension (WxDxH) (mm) | Int. Dimension (WxDxH) (mm) | Net Weight (kg) | Energy Cons. (kWh/year) | Input Power (W) | Display Area (m ²) | No. of Shelves | Energy Class |
|------------------------|--------------------------------|--------------------------------|--------------------|----------------------------|--------------------|-----------------------------------|-------------------|-----------------|
| SUPER ARV215DE | 2500 x 940 x 880 | 2050 x 422 x 740 | 462 | 5657 | 1300 | 1.7 | 8 | |
| SUPER ARV215DE RAL7016 | 2500 x 940 x 880 | 2050 x 422 x 740 | 462 | 5657 | 1300 | 1.7 | 8 | |



New Product



Switchable
Cooler /
Freezer



SFI250B-CF-VS

SFI210B-CF-VS

SFI185B-CF-VS

SFI145B-CF-VS







Chiller or
Freezer

Product Features

- Easily switchable between cooler and freezer
- Energy saving variable speed compressor
- Excellent product visibility
- Sliding curved lids
- Ideal in combination with MTF top freezer
- Adjustable false base
- LED interior light
- Bumper bars
- Multiplexing kit for island creation is available as option

Technical Specifications

| | |
|------------------------|-----------------------|
| Temperature Range (°C) | -24 to -18 / -1 to +8 |
| Refrigerant | R290 |
| Type of Defrost | Automatic, hot gas |
| Exterior Finish | Black |
| Interior Finish | White painted steel |
| Power | 13 Amp |
| Max Ambient | 30°C 55% RH |
| Climate Class | 4 |

| | Ext. Dimension (WxDxH) (mm) | Int. Dimension (WxDxH) (mm) | Net Weight (kg) | Energy Cons. (kWh/year) | Input Power (W) | Gross/Net Volume (l) | Energy Class |
|---------------|-----------------------------|-----------------------------|-----------------|-------------------------|-----------------|----------------------|---------------------------------------------------------------------------------------|
| SFI145B-CF-VS | 1446 x 858 x 890 | 1320 x 720 x 627 | 121 | 1551 | 384 | 715 / 422 |  |
| SFI185B-CF-VS | 1856 x 858 x 890 | 1720 x 720 x 627 | 150 | 1664 | 890 | 786 / 500 |  |
| SFI210B-CF-VS | 2106 x 858 x 890 | 1970 x 720 x 627 | 164 | 1799 | 890 | 908 / 584 |  |
| SFI250B-CF-VS | 2506 x 858 x 890 | 2370 x 720 x 627 | 201 | 2011 | 890 | 1104 / 718 |  |



MTF185B VS with SFI185B CF VS



MTF185B VS



MTF250B VS

Chiller or
Freezer

Description

The MTF range of supermarket wall freezers/coolers is ideal for maximising store space with the TEFCOLD SFI Freezer/Cooler beneath. It is easily switchable between cooler and freezer, and features efficient side-to-center ventilated cooling, heated self-closing doors, and automatic defrost. Can be placed against a wall or installed as an island display.

Product Features

- Easily switchable between cooler and freezer
- Ideal for optimizing store space
- Side-to-center ventilated cooling
- Ideal with chest cooler / freezer underneath
- Energy saving variable speed compressor
- Heated Self-closing glass doors
- Black exterior
- Adjustable telescopic legs
- Automatic defrost
- Requires standing building and cabinet lifting onto stand

Technical Specifications

| | |
|------------------------|-----------------------|
| Temperature Range (°C) | -24 to -18 / -1 to +8 |
| Refrigerant | R290 |
| Type of Defrost | Automatic |
| Exterior Finish | Black |
| Interior Finish | White painted steel |
| Power | 13 Amp |
| Max Ambient | 30°C 55% RH |
| Climate Class | 4 |

| | Ext. Dimension (WxDxH) (mm) | Int. Dimension (WxDxH) (mm) | Net Weight (kg) | Energy Cons. (kWh/year) | Input Power (W) | Gross/Net Volume (l) | Energy Class |
|------------|--------------------------------|--------------------------------|--------------------|----------------------------|-----------------|-------------------------|-----------------|
| MTF185B VS | 1850 x 745 x 2430 | 1730 x 480 x 947 | 272 | 2672 | 1057 | 779 / 545 | |
| MTF210B VS | 2100 x 745 x 2430 | 1980 x 480 x 947 | 288 | 2732 | 1040 | 893 / 628 | |
| MTF250B VS | 2500 x 745 x 2430 | 2380 x 480 x 947 | 317 | 3344 | 1072 | 1076 / 650 | |



Lock



UF100G



UF50G



UF50G BLACK

Description




The UF-G range are compact and adaptable counter top freezers with a glass door, which is perfect for presenting and selling various frozen foods, such as ice cream tubs and lollies. Its small size makes it a great fit for placement near checkout areas, where it can tempt customers into making impulsive purchases. Additionally, its self-closing door helps to maintain a consistent temperature and preserve the quality of the displayed items. Furthermore, the door glass is heated to help prevent the build-up of condensation, ensuring maximum visibility of the products inside.

Product Features

- Static cooling
- Lock
- Adjustable shelves
- Adjustable feet
- Interior LED light with switch
- Self closing door
- Replaceable door gasket
- Heated triple glazed door to prevent condensation

Technical Specifications

| | |
|------------------------|-----------------------------|
| Temperature Range (°C) | -24 to -12 |
| Refrigerant | R290 |
| Type of Defrost | Manual |
| Exterior Finish | White or Black (UF50G only) |
| Interior Finish | White |
| Power | 13 Amp |
| Max Ambient | 30°C at 55% RH |
| Climate Class | 4 |

| | Ext. Dimension (WxDxH) (mm) | Int. Dimension (WxDxH) (mm) | Net Weight (kg) | Energy Cons. (kWh/year) | Input Power (W) | Gross/Net Volume (l) | No. of Doors | No. of Shelves | Energy Class |
|-------------|-----------------------------|-----------------------------|-----------------|-------------------------|-----------------|----------------------|--------------|----------------|---------------------------------------------------------------------------------------|
| UF50G | 570 x 530 x 520 | 450 x 420 x 380 | 34 | 923 | 154 | 50 / 48 | 1 | 2 |  |
| UF50G Black | 570 x 530 x 520 | 450 x 420 x 380 | 34 | 923 | 154 | 50 / 48 | 1 | 2 |  |
| UF100G | 610 x 540 x 670 | 500 x 430 x 540 | 44 | 1159 | 230 | 90 / 88 | 1 | 3 |  |



Lock



UF100GCP

UF100GCP has a top mounted refrigeration unit, so no internal step (more storage space)



UF50GCP

Description



Versatile glass door counter-top freezers. The UF-GP and UF-GCP-P ranges are widely accepted as the best on the market. Popular with many ice cream manufacturers, with a small footprint it is ideal for capturing impulse sales. Often used for large and small ice cream tubs as well as other frozen food. A lock is fitted, and the unit comes with a switchable light and adjustable shelves as standard. Units are designed specifically for 125ml and 500ml ice cream tubs making the tubs a perfect fit inside the unit with no wasted space, though they can be used for other frozen food.

Product Features

- Static cooling
- Lock
- Adjustable shelves
- Adjustable feet
- Interior LED light with switch
- Self closing door
- LED Light canopy with switch
- Replaceable door gasket
- Heated triple glazed door to prevent condensation

Technical Specifications

| | |
|------------------------|----------------|
| Temperature Range (°C) | -24 to -12 |
| Refrigerant | R290 |
| Type of Defrost | Manual |
| Exterior Finish | White |
| Interior Finish | White |
| Power | 13 Amp |
| Max Ambient | 30°C at 55% RH |
| Climate Class | 4 |

| | Ext. Dimension (WxDxH) (mm) | Int. Dimension (WxDxH) (mm) | Net Weight (kg) | Energy Cons. (kWh/year) | Input Power (W) | Gross/Net Volume (l) | No. of Doors | No. of Shelves | Energy Class |
|----------|-----------------------------|-----------------------------|-----------------|-------------------------|-----------------|----------------------|--------------|----------------|---------------------------------------------------------------------------------------|
| UF50GCP | 570 x 530 x 657 | 450 x 420 x 380 | 42 | 803 | 154 | 50 / 48 | 1 | 2 |  |
| UF100GCP | 610 x 555 x 890 | 500 x 430 x 540 | 54 | 1245 | 230 | 116 / 113 | 1 | 3 |  |

Under Counter Freezer
UF200G Range

TEFCOLD® 



UF200SG



UF200G



Chiller Option Available



Lock

Description



An excellent under counter freezer, the TECOLD UF200G is available in stainless steel or white finish. A static freezer with fixed shelves featuring a digital temperature display and controller. Excellent for display of ice cream or other frozen foods. There is a matching chiller to go with the unit.

Product Features

- Heated glass door
- Electronic thermostat
- Static cooling
- Lock
- Fixed freezing shelves
- Adjustable feet with rollers to rear
- LED interior light

Technical Specifications

| | |
|------------------------|--------------------------|
| Temperature Range (°C) | -24 to -10 |
| Refrigerant | R290 |
| Type of Defrost | Manual |
| Exterior Finish | White or Stainless Steel |
| Interior Finish | White ABS |
| Power | 13 Amp |
| Max Ambient | 30°C at 55% RH |
| Climate Class | 4 |

| | Ext. Dimension (WxDxH) (mm) | Int. Dimension (WxDxH) (mm) | Net Weight (kg) | Energy Cons. (kWh/year) | Input Power (W) | Gross/Net Volume (l) | No. of Doors | No. of Shelves | Energy Class |
|---------|-----------------------------|-----------------------------|-----------------|-------------------------|-----------------|----------------------|--------------|----------------|---------------------------------------------------------------------------------------|
| UF200G | 600 x 585 x 855 | 484 x 470 x 620 | 47 | 2001 | 270 | 200 / 120 | 1 | 2 |  |
| UF200SG | 600 x 585 x 855 | 484 x 470 x 620 | 47 | 2001 | 270 | 200 / 120 | 1 | 2 |  |



Chiller Option
Available



Lock



UF200VGS



UF200VG



Ventilated cooling

Product Features

- Heated glass door
- Electronic thermostat
- Automatic defrost
- Lock
- Adjustable shelves
- LED interior light
- Ventilated cooling
- Adjustable feet with rollers to rear

Technical Specifications

| | |
|------------------------|--------------------------|
| Temperature Range (°C) | -24 to -10 |
| Refrigerant | R290 |
| Type of Defrost | Electric |
| Exterior Finish | White or Stainless Steel |
| Interior Finish | White ABS |
| Power | 13 Amp |
| Max Ambient | 30°C at 55% RH |
| Climate Class | 4 |

| | Ext. Dimension (WxDxH) (mm) | Int. Dimension (WxDxH) (mm) | Net Weight (kg) | Energy Cons. (kWh/year) | Input Power (W) | Gross/Net Volume (l) | No. of Doors | No. of Shelves | Energy Class |
|----------|-----------------------------|-----------------------------|-----------------|-------------------------|-----------------|----------------------|--------------|----------------|--------------|
| UF200VG | 600 x 600 x 850 | 484 x 470 x 620 | 47 | 913 | 150 | 200 / 120 | 1 | 3 | |
| UF200VGS | 600 x 600 x 850 | 484 x 470 x 620 | 47 | 2268 | 150 | 200 / 120 | 1 | 3 | |



New Product



Cooler Option Available



Lock

Description


The UFFS371G is a quality reliable static cooled glass door freezer, the unit comes with LED internal lighting and the double glazed door glass has a heater to help prevent misting and condensation forming, 6 static cooled shelves provide ample display space for ice cream or other frozen food. This is an updated version of the UFFS370G

Product Features

- Lock
- Fixed shelves
- Adjustable feet with rollers at rear
- LED interior light with switch
- Digital temperature display
- Replaceable door gasket
- Defrost drain
- Heated glass door to help prevent condensation
- Door not reversible

Technical Specifications

| | |
|------------------------|----------------|
| Temperature Range (°C) | -24 to -14 |
| Refrigerant | R290 |
| Type of Defrost | Manual |
| Exterior Finish | White |
| Interior Finish | White |
| Power | 13 Amp |
| Max Ambient | 30°C at 55% RH |
| Climate Class | 4 |

| | Ext. Dimension (WxDxH) (mm) | Int. Dimension (WxDxH) (mm) | Net Weight (kg) | Energy Cons. (kWh/year) | Input Power (W) | Gross/Net Volume (l) | No. of Doors | No. of Shelves | Energy Class |
|----------|-----------------------------|-----------------------------|-----------------|-------------------------|-----------------|----------------------|--------------|----------------|---------------------------------------------------------------------------------------|
| UFFS371G | 595 x 640 x 1840 | 470 x 440 x 1555 | 95 | 3017 | 570 | 300 / 270 | 1 | 6 |  |



New Product



Cooler Option Available



Lock



Description


The TEFCOLD UFSC371G in black offers excellent product presentation for frozen food at a competitive price. The unit comes with a heated glass door to help prevent condensation while internal LED lighting highlights the product. The 6 fixed static cooled shelves feature an integrated evaporator to help maintain an even temperature over the whole cabinet. The unit comes with a defrost drain to help with maintenance.

Product Features

- Lock
- Fixed shelves
- Adjustable feet
- LED interior light with switch
- Digital temperature display
- Replaceable door gasket
- Defrost drain
- Heated glass door to help prevent condensation
- Door not reversible

Technical Specifications

| | |
|------------------------|----------------|
| Temperature Range (°C) | -24 to -14 |
| Refrigerant | R290 |
| Type of Defrost | Manual |
| Exterior Finish | Black |
| Interior Finish | Black |
| Power | 13 Amp |
| Max Ambient | 30°C at 55% RH |
| Climate Class | 4 |

| | Ext. Dimension (WxDxH) (mm) | Int. Dimension (WxDxH) (mm) | Net Weight (kg) | Energy Cons. (kWh/year) | Input Power (W) | Gross/Net Volume (l) | No. of Doors | No. of Shelves | Energy Class |
|----------------|-----------------------------|-----------------------------|-----------------|-------------------------|-----------------|----------------------|--------------|----------------|---------------------------------------------------------------------------------------|
| UFSC371G Black | 595 x 640 x 1840 | 470 x 440 x 1545 | 95 | 3017 | 350 | 300 / 270 | 1 | 6 |  |



New Product



Cooler Option Available



Lock

UFSC371GCP BLACK

Description


Designed to give a more premium feel for a display freezer, the UFSC371GCP features a black interior and exterior and LED interior light and canopy. Ideal for branding this cabinet is always popular for display of ice cream, frozen food and frozen petfood.

Product Features

- Great product presentation
- Illuminated canopy
- Black interior and exterior
- Heated glass door
- Digital thermometer
- Interior light
- Fixed shelves
- Defrost water drain
- Adjustable feet

Technical Specifications

| | |
|------------------------|----------------|
| Temperature Range (°C) | -24 to -14 |
| Refrigerant | R290 |
| Type of Defrost | Manual |
| Exterior Finish | Black |
| Interior Finish | Black |
| Power | 13 Amp |
| Max Ambient | 30°C at 55% RH |
| Climate Class | 4 |

| | Ext. Dimension (WxDxH) (mm) | Int. Dimension (WxDxH) (mm) | Net Weight (kg) | Energy Cons. (kWh/year) | Input Power (W) | Gross/Net Volume (l) | No. of Doors | No. of Shelves | Energy Class |
|------------------|-----------------------------|-----------------------------|-----------------|-------------------------|-----------------|----------------------|--------------|----------------|---------------------------------------------------------------------------------------|
| UFSC371GCP Black | 595 x 640 x 1980 | 470 x 440 x 1545 | 98 | 3035 | 570 | 300 / 270 | 1 | 6 |  |



Freezer Option
Available



Lock



UF400VG



UF400VSG



Ventilated cooling

Product Features

- Heated glass door
- Electronic thermostat
- Automatic defrost
- Adjustable shelves
- LED interior light
- Ventilated cooling
- Lock
- Adjustable feet with rollers to rear

Technical Specifications

| | |
|------------------------|-----------------|
| Temperature Range (°C) | -24 to -10 |
| Refrigerant | R290 |
| Type of Defrost | Automatic |
| Exterior Finish | Stainless Steel |
| Interior Finish | White ABS |
| Power | 13 Amp |
| Max Ambient | 30°C at 55% RH |
| Climate Class | 4 |

| | Ext. Dimension (WxDxH) (mm) | Int. Dimension (WxDxH) (mm) | Net Weight (kg) | Energy Cons. (kWh/year) | Input Power (W) | Gross/Net Volume (l) | No. of Doors | No. of Shelves | Energy Class |
|----------|-----------------------------|-----------------------------|-----------------|-------------------------|-----------------|----------------------|--------------|----------------|--------------|
| UF400VG | 600 x 585 x 1855 | 484 x 470 x 1620 | 80 | 2664 | 300 | 400 / 340 | 1 | 4 | |
| UF400VSG | 600 x 585 x 1855 | 484 x 470 x 1620 | 80 | 2664 | 300 | 400 / 340 | 1 | 4 | |



Cooler Option Available



LGF2500



LGF7500

Description

The Interlevin LGF range of glass door freezers gives you the option of matching single, double and triple door units (also with matching chiller versions). These robust cabinets come with some great features. Each door has two vertical LED light strips for excellent internal illumination and a large LED light canopy. The base inside the unit is stainless steel for easy cleaning. The carefully designed refrigeration system is energy efficient to keep running costs down. All units come fitted with castors so you can easily move the unit (for cleaning etc), but also with locking feet. All round a versatile quality unit at a great price ideal for frozen foods and ice cream.

Product Features

- Fully automatic, fan assisted cooling
- Auto defrost
- Lock
- Adjustable shelves
- Castors with locking feet
- Self closing doors with stay open feature
- LED interior light with switch (2 LED strips per door)
- Digital controller and temperature display
- Light canopy with switch
- Heated glass door to help stop condensation
- Internal stainless steel base

Technical Specifications

| | |
|------------------------|----------------|
| Temperature Range (°C) | -25 to -14 |
| Refrigerant | R290 |
| Type of Defrost | Electric |
| Exterior Finish | White |
| Interior Finish | White |
| Power | 13 Amp |
| Max Ambient | 30°C at 55% RH |
| Climate Class | 4 |

| | Ext. Dimension (WxDxH) (mm) | Int. Dimension (WxDxH) (mm) | Net Weight (kg) | Energy Cons. (kWh/year) | Input Power (W) | Gross/Net Volume (l) | No. of Doors | No. of Shelves | Energy Class |
|---------|-----------------------------|-----------------------------|-----------------|-------------------------|-----------------|----------------------|--------------|----------------|--------------|
| LGF2500 | 690 x 800 x 2055 | 565 x 640 x 1520 | 120 | 2842 | 650 | 496 / | 1 | 4 | |
| LGF5000 | 1382 x 800 x 2055 | 1262 x 640 x 1520 | 190 | 4660 | 1200 | 1108 / | 2 | 8 | |
| LGF7500 | 2079 x 800 x 2055 | 1959 x 640 x 1520 | 240 | 9335 | 1200 | 2050 / | 3 | 12 | |



LGF5000



Cooler Option Available



LGF5000 BLACK

Description


The TEFCOLD LGF5000 now available in a sleek black finish. This exciting update allows the unit to seamlessly blend into various retail and catering environments, making it an excellent choice for establishments seeking a sophisticated and high-quality aesthetic. Each door boasts two vertical LED light strips, these draw attention to the product on display giving a striking contrast against the black interior of the cabinet. There is also an LED light canopy which is ideal for branding and advertising. The unit's interior base is manufactured from stainless steel and features curved corners to help with cleaning and hygiene. Additionally, the carefully engineered refrigeration system is highly energy-efficient, minimising operational costs while keeping your products at their optimal temperature. The unit is also fitted with castors, to allow moving for cleaning purposes and other necessary adjustments.


Product Features

- Fully automatic, fan assisted cooling
- Auto defrost
- Lock
- Adjustable shelves
- Castors with locking feet
- Self closing doors with stay open feature
- LED interior light with switch (2 LED strips per door)
- Digital controller and temperature display
- Light canopy with switch
- Heated glass door to help stop condensation
- Internal stainless steel base

Technical Specifications

| | |
|------------------------|----------------|
| Temperature Range (°C) | -25 to -14 |
| Refrigerant | R290 |
| Type of Defrost | Electric |
| Exterior Finish | Black |
| Interior Finish | Black |
| Power | 13 Amp |
| Max Ambient | 30°C at 55% RH |
| Climate Class | 4 |

| | Ext. Dimension (WxDxH) (mm) | Int. Dimension (WxDxH) (mm) | Net Weight (kg) | Energy Cons. (kWh/year) | Input Power (W) | Gross/Net Volume (l) | No. of Doors | No. of Shelves | Energy Class |
|---------------|-----------------------------|-----------------------------|-----------------|-------------------------|-----------------|----------------------|--------------|----------------|---------------------------------------------------------------------------------------|
| LGF5000 BLACK | 1382 x 800 x 2055 | 1262 x 640 x 1520 | 210 | 4660 | 1200 | 1108 / | 2 | 8 |  |



LGF5000 BLACK




Product Features

- Fully automatic
- Fan assisted cooling
- Auto defrost
- Adjustable shelves
- Castors
- LED interior light with switch
- Digital controller and temperature display
- Self closing doors
- Light canopy with switch
- Replaceable door gasket
- Heated glass door to help stop condensation

Technical Specifications

| | |
|------------------------|----------------|
| Temperature Range (°C) | -24 to -12 |
| Refrigerant | R290 |
| Type of Defrost | Electric |
| Exterior Finish | White |
| Interior Finish | White |
| Power | 13 Amp |
| Max Ambient | 30°C at 55% RH |
| Climate Class | 4 |

| | Ext. Dimension (WxDxH) (mm) | Int. Dimension (WxDxH) (mm) | Net Weight (kg) | Energy Cons. (kWh/year) | Input Power (W) | Gross/Net Volume (l) | No. of Doors | No. of Shelves | Energy Class |
|-------------|-----------------------------|-----------------------------|-----------------|-------------------------|-----------------|----------------------|--------------|----------------|---------------------------------------------------------------------------------------|
| UFSC1600GCP | 1600 x 762 x 2073 | 1480 x 568 x 1518 | 214 | 6052 | 1555 | 1252 / 891 | 3 | 15 |  |



Cooler Option Available



Lock



NF7500G

NF5000G

NF2500G

Product Features

- Fully automatic
- Fan assisted cooling
- Auto defrost
- Lock
- Rollers and adjustable feet
- Adjustable shelves + EPOS ticket strips
- LED interior light with switch
- Digital controller and temperature display
- Self closing hinged doors
- LED Light canopy with switch
- Replaceable door gasket
- Anti mist glass

Technical Specifications

| | |
|------------------------|----------------|
| Temperature Range (°C) | -24 to -12 |
| Refrigerant | R290 |
| Type of Defrost | Automatic |
| Exterior Finish | White |
| Interior Finish | White |
| Power | 13 Amp |
| Max Ambient | 30°C at 55% RH |
| Climate Class | 4 |

| | Ext. Dimension (WxDxH) (mm) | Int. Dimension (WxDxH) (mm) | Net Weight (kg) | Energy Cons. (kWh/year) | Input Power (W) | Gross/Net Volume (l) | No. of Doors | No. of Shelves | Energy Class |
|---------|-----------------------------|-----------------------------|-----------------|-------------------------|-----------------|----------------------|--------------|----------------|--------------|
| NF2500G | 680 x 720 x 2020 | 560 x 580 x 1270 | 150 | 4015 | 850 | 515 / 412 | 1 | 5 | |
| NF5000G | 1370 x 720 x 2020 | 1250 x 570 x 1331 | 258 | 8586 | 1000 | 1149 / 930 | 2 | 10 | |
| NF7500G | 2057 x 700 x 2020 | 1937 x 580 x 1327 | 315 | 11164 | 1350 | 1784 / 1657 | 3 | 15 | |



New Product



Site Survey



Special Installation



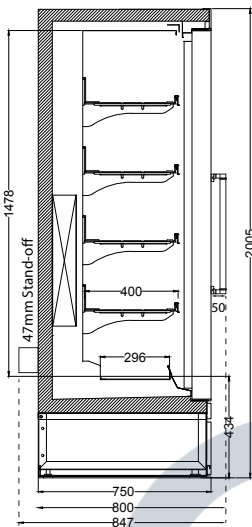
GPF3D WHITE



GPF2D WHITE



GPF2D BLACK



Product Features

- Fully automatic
- Fan assisted cooling
- Adjustable shelves
- Adjustable feet
- Vertical LED Interior light with switch
- Temperature display
- Replaceable door gasket
- Epos Ticket Strips
- Heated glass door to prevent condensation

Technical Specifications

| | |
|------------------------|---------------------------|
| Temperature Range (°C) | -23 to -15°C |
| Refrigerant | R290 |
| Type of Defrost | Automatic |
| Exterior Finish | Black RAL9005 |
| Interior Finish | Black (RAL9005) |
| Power | 2D - 30 Amp, 2D 3x 16 Amp |
| Max Ambient | 25°C 60% RH |
| Climate Class | 3 |

| | Ext. Dimension (WxDxH) (mm) | Net Weight (kg) | Energy Cons. (kWh/year) | No. of Doors | No. of Shelves | Energy Class |
|---------------------|-----------------------------|-----------------|-------------------------|--------------|----------------|--------------|
| Galaxy+ GPF2D Black | 1662 x 847 x 2005 | 463 | 9052 | 2 | 8 | |
| Galaxy+ GPF3D Black | 2343 x 847 x 2005 | | 14435 | 3 | 12 | |
| Galaxy+ GPF2D White | 1662 x 847 x 2005 | 463 | 9052 | 2 | 8 | |
| Galaxy+ GPF3D White | 2343 x 847 x 2005 | | 14435 | 3 | 12 | |



GPF3D BLACK





VENERE NV



VENERE NS



Switchable
Cooler /
Freezer



Cooler Option
Available

Chiller or
Freezer

Description

The Venere NV is a versatile display cabinet that can be set between +5 and -22 (so an be used as a chiller or freezer). The adjustability of the temperature allows a wider range of products to be displayed depending on seasonal variation and market trends. The Venere NS is a static cooled display freezer. Each shelf is refrigerated to ensure even cooling over the whole cabinet. By not having a fan assisted unit helps to stop drying out of more delicate product. Great for ice cream cakes and other frozen desserts.

Product Features

- NV = Freezer / Cooler, NS = Freezer only
- Digital thermometer
- Frameless glass door
- Great product presentation
- Fully automatic (NV)
- Fan assisted (NV) Static Cooler (NS)
- Digital controller and temperature display
- Internal vertical LED light
- Adjustable shelves (NV) Static Shelf (NS)
- Adjustable feet with rollers to rear
- Triple glazed insulated glass

Technical Specifications

| | |
|------------------------|--------------------------------|
| Temperature Range (°C) | -22 to +5 (NV) -22 to -15 (NS) |
| Refrigerant | R290 |
| Type of Defrost | Automatic (NV) Manual (NS) |
| Exterior Finish | Black |
| Interior Finish | Grey |
| Power | 13 Amp |
| Max Ambient | 30°C at 55% RH |
| Climate Class | 4 |

| | Ext. Dimension (WxDxH) (mm) | Int. Dimension (WxDxH) (mm) | Net Weight (kg) | Energy Cons. (kWh/year) | Input Power (W) | Gross/Net Volume (l) | No. of Doors | No. of Shelves | Energy Class |
|-----------|-----------------------------|-----------------------------|-----------------|-------------------------|-----------------|----------------------|--------------|----------------|--------------|
| VENERE NS | 668 x 773 x 2000 | 525 x 500 x 1516 | 147 | 2336 | 520 | / | 1 | 7 | C A+ G |
| VENERE NV | 668 x 773 x 2000 | 525 x 500 x 1516 | 156 | 3091 | 640 | / | 1 | 5 | C A+ G |



Cooler Option Available



Product Features

- Fully automatic
- Fan assisted cooling
- Adjustable glass shelves
- Castors (2 lockable)
- 4 vertical LED light tubes (one at each corner)
- Double glazed heated glass for insulation and to prevent condensation
- Replaceable door gasket

Technical Specifications

| | |
|------------------------|-------------------------|
| Temperature Range (°C) | -25 to -18 |
| Refrigerant | R290 |
| Type of Defrost | Automatic |
| Exterior Finish | Black/Glass |
| Interior Finish | Stainless steel / Glass |
| Power | 13 Amp |
| Max Ambient | 30°C 55% RH |
| Climate Class | 4 |

| | Ext. Dimension (WxDxH) (mm) | Int. Dimension (WxDxH) (mm) | Net Weight (kg) | Energy Cons. (kWh/year) | Input Power (W) | Gross/Net Volume (l) | No. of Doors | No. of Shelves | Energy Class |
|---------|-----------------------------|-----------------------------|-----------------|-------------------------|-----------------|----------------------|--------------|----------------|--------------|
| UPD400F | 650 x 650 x 1950 | 588 x 516 x 1200 | 203 | 8582 | 1000 | 364 / 248 | 1 | 5 | D |



Millennium Range
Page 176



Ice cream display has been our passion for over five decades.

We take pride in providing the finest ice cream scooping freezers to cater to every budget and a wide range of applications.

Whether you run a small café wishing to offer ice cream on sunny days, or a dedicated artisan gelato shop boasting an exquisite array of flavors, we have the perfect solution for you. By collaborating with the world's leading suppliers, we bring you an extensive selection to choose from.

Our offerings are diverse and tailored to meet your specific needs. For those seeking mobility, Elcold's 12-volt mobile solutions enable you to bring the joy of ice cream directly to your customers. If you're on a budget, our popular TEFCOLD ice cream scooping displays offer excellent value. Alternatively, the renowned Italian brand Framec presents a comprehensive range, including the compact and stylish Mini-Cream counter-top displays, the ever-popular J-Range, as well as the elegant Mirabella and Elegance scooping displays.

In our commitment to excellence, we work closely with ISA, a globally recognised manufacturer of professional gelato display cabinets. Their extensive range features top-of-the-line products designed to showcase your delectable creations.

At TEFCOLD, we understand that the right display is crucial to maximise your ice cream sales. Allow us to assist you in making the most out of your ice cream business by selecting the display that perfectly suits your requirements and needs.

Kurt Walls
Major Accounts Manager



Ice Cream Display



Chiller or Freezer



MOBILUX 11 COMBI + TROLLEY



MOBILUX 11 COMBI

4ltr Tub Baskets Option



Tricycle Option

Description

Sometimes you have to go out and find customers to sell to. The Mobilux battery powered mobile combi freezer/chiller allows you to do this, you can take it wherever you want (within reason). Charge the battery up overnight and you can venture out, selling ice cream with a charge lasting for between 8 and 13 hours depending on conditions. The unit can be mounted on a trolley or suitable tricycle to help you get to your customers. You can buy baskets to hold 4ltr scooping tubs (2 tubs per basket). The Mobilux 11 Combi can hold 2 baskets (4 tubs) and the Mobilux 21 can hold 3 baskets (6 tubs).

Product Features

- Suitable for mounting on trolley, cart or trike
- 12v Battery powered chiller/freezer
- Battery life of 8-13 hours (depending on usage and conditions)
- Rechargeable battery and charger
- Static cooling
- Ice cream trike or trolley available (to order)
- Baskets for 4 litre tubs or Napoli tubs available
- Flat sliding lids
- Switchable between freezer or chiller

Technical Specifications

| | |
|------------------------|------------------------|
| Temperature Range (°C) | -15 to -22 / +4 to +12 |
| Refrigerant | R290 |
| Type of Defrost | Manual |
| Exterior Finish | White |
| Interior Finish | Hammered Aluminium |
| Power | 12v Battery (inc.) |
| Max Ambient | 30°C at 55% RH |
| Climate Class | 4 |

| | Ext. Dimension (WxDxH) (mm) | Int. Dimension (WxDxH) (mm) | Net Weight (kg) | No. of baskets | Max No. of Baskets (pcs) | Energy Class |
|------------------|-----------------------------|-----------------------------|-----------------|----------------|--------------------------|--------------|
| MOBILUX 11 COMBI | 720 x 650 x 860 | 520 x 450 x 650 | 57 | 1 | 2 | NOT REQUIRED |
| MOBILUX 21 COMBI | 1055 x 650 x 860 | 850 x 450 x 650 | 65 | 2 | 4 | NOT REQUIRED |



MINI CREAM 3V



Mini-Cream 2V + Stand



MINI CREAM 2V



Optional lolly tray

Description

The Mini-Cream product line is perfect for businesses with limited space, yet aiming to maximise their scooping ice cream sales. The Mini-Cream is designed for convenient countertop placement and is available in either a 2 or 3 Napoli pan configuration. It can be used in both front or back-of-house settings, allowing for speedy and efficient service of popular ice cream flavours. Lolly tray and stand are available as an optional extra

Product Features

- Suitable for Napoli Pans (not included)
- Static cooling
- Adjustable feet
- Hinged low E glass lid
- Optional lolly tray

Technical Specifications

| | |
|------------------------|-----------------|
| Temperature Range (°C) | -25 to -10 |
| Refrigerant | R600a |
| Type of Defrost | Manual |
| Exterior Finish | White |
| Interior Finish | Stainless steel |
| Power | 13 Amp |
| Max Ambient | 30°C at 55% RH |
| Climate Class | 4 |

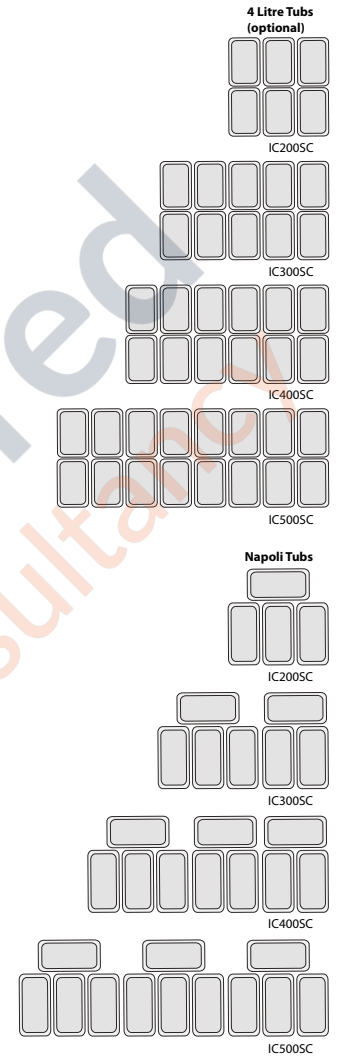
| | Ext. Dimension (WxDxH) (mm) | Net Weight (kg) | Energy Cons. (kWh/year) | Input Power (W) | Display Area (m ²) | Serving Capacity | Storage Capacity | Energy Class |
|---------------|-----------------------------|-----------------|-------------------------|-----------------|--------------------------------|---------------------|------------------|--------------|
| MINI CREAM 2V | 490 x 790 x 345 | 28 | 1047 | 90 | 0.12 | 2 Napoli Pans (5 L) | No Under Storage | B A+G |
| MINI CREAM 3V | 654 x 790 x 345 | 33 | 1044 | 90 | 0.18 | 3 Napoli Pans (5 L) | No Under Storage | A A+G |



IC300SC + CANOPY

IC200SC + CANOPY

Lock



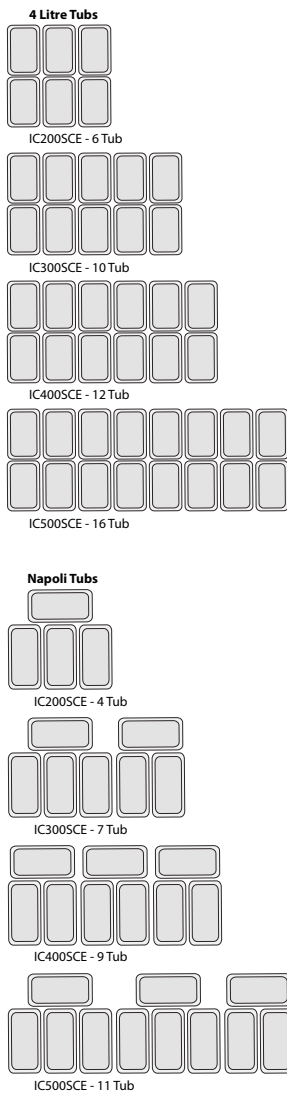
Product Features

- Static cooling
- Castors
- Lock
- Digital temperature display
- Flat sliding lids
- Defrost drain
- Fan assisted condenser for energy efficiency
- Curved glass canopy
- Accepts plastic Napoli size tubs that fit inside Napoli pans. Stainless Napoli pans not required
- Storage under tubs
- Optional 4 litre tub frames available - POA

Technical Specifications

| | |
|------------------------|-------------------------------------|
| Temperature Range (°C) | -14 to -24 |
| Refrigerant | R600a (IC100/200) R290 (all others) |
| Type of Defrost | Manual |
| Exterior Finish | White |
| Interior Finish | White |
| Power | 13 Amp |
| Max Ambient | 30°C at 55% RH |
| Climate Class | 5 |

| | Ext. Dimension (WxDxH) (mm) | Net Weight (kg) | Energy Cons. (kWh/year) | Input Power (W) | Gross/Net Volume (l) | Serving Capacity | Storage Capacity | Energy Class |
|------------------|-----------------------------|-----------------|-------------------------|-----------------|----------------------|----------------------|----------------------|--------------|
| IC200SC + CANOPY | 720 x 630 x 1243 | 64 | 675 | 98 | 191 / 165 | 4 Plastic Tubs (5 L) | 9 Plastic Tubs (5 L) | |
| IC300SC + CANOPY | 1010 x 630 x 1243 | 82 | 675 | 179 | 296 / 255 | 7 Plastic Tubs (5 L) | 21 Plastic Tubs (5L) | |
| IC400SC + CANOPY | 1300 x 630 x 1243 | 90 | 803 | 141 | 401 / 350 | 10 Plastic Tubs (5L) | 33 Plastic Tubs (5L) | |
| IC500SC + CANOPY | 1550 x 630 x 1243 | 92 | 986 | 191 | 491 / 430 | 12 Plastic Tubs (5L) | 46 Plastic Tubs (5L) | |



Product Features

- Static cooling
- Castors
- Lock
- Digital temperature display
- Flat sliding lids
- Sloping display for excellent presentation
- Defrost drain
- Fan assisted condenser for energy efficiency
- Curved glass canopy
- Storage under tubs
- Accepts plastic Napoli size tubs that fit inside Napoli pans. Stainless Napoli pans not required
- Optional 4 litre tub frames available - POA

Technical Specifications

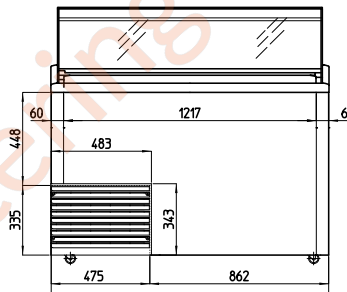
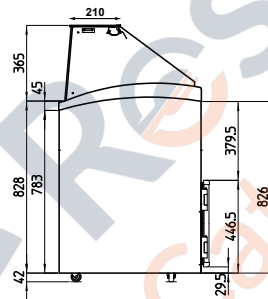
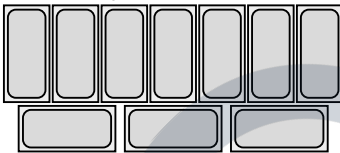
| | |
|------------------------|-------------------------------------|
| Temperature Range (°C) | -14 to -24 |
| Refrigerant | R600a (IC100/200) R290 (all others) |
| Type of Defrost | Manual |
| Exterior Finish | White |
| Interior Finish | White |
| Power | 13 Amp |
| Max Ambient | 30°C at 55% RH |
| Climate Class | 5 |

| | Ext. Dimension (WxDxH) (mm) | Net Weight (kg) | Energy Cons. (kWh/year) | Input Power (W) | Gross/Net Volume (l) | Serving Capacity | Storage Capacity | Energy Class |
|-------------------|-----------------------------|-----------------|-------------------------|-----------------|----------------------|----------------------|----------------------|--------------|
| IC200SCE + CANOPY | 720 x 615 x 1295 | 69 | 767 | 98 | 176 / 157 | 4 Plastic Tubs (5 L) | 7 Plastic Tubs (5L) | E A++ |
| IC300SCE + CANOPY | 1010 x 615 x 1295 | 77 | 814 | 179 | 264 / 230 | 7 Plastic Tubs (5 L) | 13 Plastic Tubs (5L) | E A++ |
| IC400SCE + CANOPY | 1300 x 615 x 1295 | 92 | 1077 | 141 | 352 / 325 | 9 Plastic Tubs (5 L) | 19 Plastic Tubs (5L) | E A++ |
| IC500SCE + CANOPY | 1550 x 615 x 1295 | 92 | 1570 | 191 | 427 / 398 | 11 Plastic Tubs (5L) | 22 Plastic Tubs (5L) | F A++ |



SLANT510

5ltr Pan Layout



Description

The Slant 510 from Framec is an excellent way to get 10 x 5 litre tubs of ice cream on display in the minimum amount of space. The unit also comes with separate refrigerated understorage (accessed through rear door) and has glass sliding lids to give extra insulation when you're not serving. A light is mounted into the canopy to create an excellent display of all the best flavours.

Product Features

- Static cooling
- Castors (not lockable)
- Interior light with switch
- Flat sliding lids
- Temperature display
- Under storage
- Accepts Napoli pans (not supplied)
- Fan assisted condenser for energy efficiency

Technical Specifications

| | |
|------------------------|----------------|
| Temperature Range (°C) | -20 to -14 |
| Refrigerant | R290 |
| Type of Defrost | Manual |
| Exterior Finish | White |
| Interior Finish | White |
| Power | 13 Amp |
| Max Ambient | 30°C at 55% RH |
| Climate Class | 4 |

| | Ext. Dimension (WxDxH) (mm) | Net Weight (kg) | Energy Cons. (kWh/year) | Input Power (W) | Display Area (m²) | Serving Capacity | Storage Capacity | Energy Class |
|----------|-----------------------------|-----------------|-------------------------|-----------------|-------------------|---------------------|--------------------------|-------------------------------|
| SLANT510 | 1341 x 725 x 1235 | 103 | 1868 | 360 | 0.59 | 10 Napoli Pans (5L) | 12 + 10 Napoli pans (5L) | B <small>A ↑ G</small> |



Description

The TOP range of ice cream serve overs has long been a favourite cabinet in the ice cream world. With a 6 or 7 x 5ltr Napoli pan option, a light at the rear of the display helps illuminate the ice cream. The display is accessed from the rear with a flip up lid for hygiene and to help preserve the temperature when not in service. There is also separate refrigerated understorage accessed through a door to the rear of the cabinet. The Top range is supplied on castors.

Product Features

- Fully automatic
- Static cooling
- Castors (not lockable)
- Interior light with switch
- Digital controller and temperature display
- Lift up rear door
- Accepts Napoli pans (not supplied)
- Under storage
- Optional scoop wash

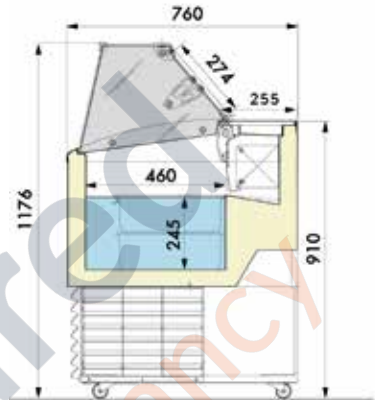
Technical Specifications

| | |
|------------------------|----------------|
| Temperature Range (°C) | -20 to -15 |
| Refrigerant | R290 |
| Type of Defrost | Electric |
| Exterior Finish | White |
| Interior Finish | White |
| Power | 13 Amp |
| Max Ambient | 30°C at 55% RH |
| Climate Class | 4 |

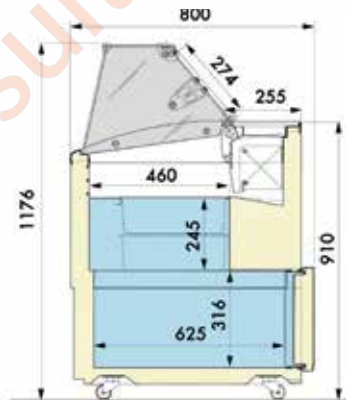
| | Ext. Dimension (WxDxH) (mm) | Net Weight (kg) | Energy Cons. (kWh/year) | Input Power (W) | Display Area (m ²) | Serving Capacity | Storage Capacity | Energy Class |
|-------|-----------------------------|-----------------|-------------------------|-----------------|--------------------------------|--------------------|---------------------|--------------|
| TOP6E | 1200 x 675 x 1175 | 95 | 3223 | 420 | 0.36 | 6 Napoli Pans (5L) | 8 Napoli pans (5L) | |
| TOP7E | 1350 x 675 x 1175 | 99 | 3223 | 480 | 0.42 | 7 Napoli Pans (5L) | 12 Napoli pans (5L) | |



ISETTA 6ST



ISETTA 4ST



ISETTA 6ST / 7ST

Description

ISA have a superb reputation in the ice cream world for making quality ice cream displays. The Isetta ST comes in 3 different sizes to suit most needs, holding between 4 and 7 flavours of ice cream. A flat glass canopy and internal light help create an attractive display and make the most of the ice cream you are selling. Refrigerated under storage can easily be accessed through the rear door (except 4ST).

Product Features

- Fully automatic
- Static cooling
- Front flat glass
- Lift up rear lid (2 can serve)
- Suitable for Napoli Pans (not included)
- Storage under baskets
- Automatic defrost
- LED interior light with switch
- Digital controller and temperature display
- Castors

Technical Specifications

| | |
|------------------------|----------------|
| Temperature Range (°C) | -16 to -14 |
| Refrigerant | R290 |
| Type of Defrost | Electric |
| Exterior Finish | White |
| Interior Finish | White |
| Power | 13 Amp |
| Max Ambient | 30°C at 55% RH |
| Climate Class | 4 |

| | Ext. Dimension (WxDxH) (mm) | Net Weight (kg) | Energy Cons. (kWh/year) | Input Power (W) | Display Area (m ²) | Serving Capacity | Storage Capacity | Energy Class |
|------------|-----------------------------|-----------------|-------------------------|-----------------|--------------------------------|---------------------|---------------------|-------------------------------|
| ISETTA 4ST | 824 x 760 x 1176 | 69 | 2062 | 810 | 0.24 | 4 Napoli Pans (5 L) | No Under Storage | B <small>A T G</small> |
| ISETTA 6ST | 1184 x 800 x 1176 | 97 | 2475 | 810 | 0.36 | 6 Napoli Pans (5 L) | 8 Napoli pans (5L) | B <small>A T G</small> |
| ISETTA 7ST | 1354 x 800 x 1176 | 102 | 2665 | 820 | 0.42 | 7 Napoli Pans (5 L) | 12 Napoli pans (5L) | B <small>A T G</small> |



ISETTA 6LX

Description




ISA have a superb reputation in the ice cream world for making quality ice cream displays. The Isetta LX comes in 4 different sizes to suit most needs holding between 4 and 7 flavours of ice cream. A curved glass canopy and internal light help create an attractive display and make the most of the ice cream you are selling. Refrigerated under storage can easily be accessed through the rear door (except 4LX).

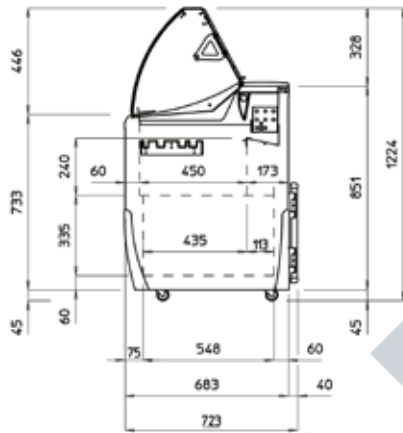
Product Features

- Fully automatic
- Static cooling
- Castors
- Interior LED light with switch
- Digital controller and temperature display
- Lift up rear door
- Accepts Napoli pans (not supplied)
- Understorage (except on 4LX)
- Curved glass canopy
- Second layer of 5 litre pans can be stored under the display layer (based on standard tub height)

Technical Specifications

| | |
|------------------------|----------------|
| Temperature Range (°C) | -16 to -14 |
| Refrigerant | R290 |
| Type of Defrost | Electric |
| Exterior Finish | White |
| Interior Finish | White |
| Power | 13 Amp |
| Max Ambient | 30°C at 55% RH |
| Climate Class | 4 |

| | Ext. Dimension (WxDxH) (mm) | Net Weight (kg) | Energy Cons. (kWh/year) | Input Power (W) | Display Area (m ²) | Serving Capacity | Storage Capacity | Energy Class |
|------------|-----------------------------|-----------------|-------------------------|-----------------|--------------------------------|---------------------|---------------------|---------------------------------------------------------------------------------------|
| ISETTA 4LX | 824 x 760 x 1176 | 69 | 2062 | 810 | 0.24 | 4 Napoli Pans (5 L) | No Under Storage |  |
| ISETTA 6LX | 1184 x 800 x 1176 | 97 | 2475 | 810 | 0.36 | 6 Napoli Pans (5 L) | 8 Napoli pans (5L) |  |
| ISETTA 7LX | 1354 x 800 x 1176 | 102 | 2665 | 820 | 0.42 | 7 Napoli Pans (5 L) | 12 Napoli pans (5L) |  |



Rear of cabinet showing under-storage access

Description

Our favourite ice cream scooping display. The J-Range from Framec is really popular in the ice cream world giving both superb quality and excellent value for money. The unit looks great with its curved glass canopy, curved in corners and rounded edges. A handy rear shelf helps with serving ice cream and spacious refrigerated understorage is easily accessible through the rear door. A reliable and well built ice cream display that will give years of excellent service.

Product Features

- Fully automatic
- Static cooling
- Castors (not lockable)
- Interior light with switch
- Digital controller and temperature display
- Lift up rear door
- Accepts Napoli pans (not supplied)
- Understorage
- Curved glass canopy
- Optional scoop wash

Technical Specifications

| | |
|------------------------|----------------|
| Temperature Range (°C) | -20 to -14 |
| Refrigerant | R290 |
| Type of Defrost | Electric |
| Exterior Finish | White |
| Interior Finish | White |
| Power | 13 Amp |
| Max Ambient | 30°C at 55% RH |
| Climate Class | 4 |

| | Ext. Dimension (WxDxH) (mm) | Net Weight (kg) | Energy Cons. (kWh/year) | Input Power (W) | Display Area (m ²) | Serving Capacity | Storage Capacity | Energy Class |
|-----|-----------------------------|-----------------|-------------------------|-----------------|--------------------------------|---------------------|---------------------|--------------|
| J7E | 1341 x 723 x 1253 | 98 | 3223 | 500 | 0.42 | 7 Napoli Pans (5 L) | 12 Napoli pans (5L) | |
| J9E | 1656 x 723 x 1253 | 110 | 4318 | 540 | 0.53 | 9 Napoli Pans (5 L) | 16 Napoli pans (5L) | |



MIRABELLA 9

MIRABELLA 7

MIRABELLA 6

Rear of cabinet showing under-storage access

Description

The Framec Mirabella ice cream scooping display is a leap forward in design and presentation. The Mirabella is designed to hold the ice cream as high as possible in the display giving the easiest view of the product to the customer. Traditional scooping units hold the ice cream further down within the cabinet making it harder (especially for children) to see the ice cream. It also ensures the ice cream is visible from further away, helping to draw customers in. Maximise sales and profits by maximising your display. Available in 6, 7 and 9 pan versions, the Mirabella represents value, proven reliability and a class leading display.

Product Features

- Fully automatic
- Static cooling
- LED interior light with switch
- Castors (not lockable)
- Digital controller and temperature display
- Lift up rear door
- Accepts Napoli pans (not supplied)
- Refrigerated understorage
- Flat glass canopy
- Optional scoop wash (POA)

Technical Specifications

| | |
|------------------------|----------------------|
| Temperature Range (°C) | -20 to -5 |
| Refrigerant | R290 |
| Type of Defrost | Automatic |
| Exterior Finish | Anthracite RAL7016 |
| Interior Finish | Grey/Stainless Steel |
| Power | 13 Amp |
| Max Ambient | 30°C at 55% RH |
| Climate Class | 4 |

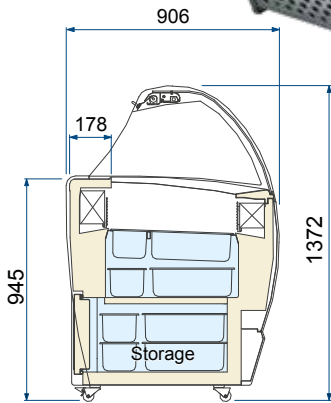
| | Ext. Dimension (WxDxH) (mm) | Net Weight (kg) | Energy Cons. (kWh/year) | Input Power (W) | Display Area (m ²) | Serving Capacity | Storage Capacity | Energy Class |
|-------------|-----------------------------|-----------------|-------------------------|-----------------|--------------------------------|---------------------|---------------------|--------------|
| MIRABELLA 6 | 1187 x 677 x 1190 | 117 | 3924 | 500 | 0.36 | 6 Napoli Pans (5 L) | 12 Napoli pans (5L) | C A T G |
| MIRABELLA 7 | 1337 x 677 x 1190 | 124 | 4212 | 580 | 0.42 | 7 Napoli Pans (5 L) | 16 Napoli pans (5L) | C A T G |
| MIRABELLA 9 | 1652 x 677 x 1190 | 136 | 5201 | 700 | 0.53 | 9 Napoli Pans (5 L) | 21 Napoli pans (5L) | C A T G |



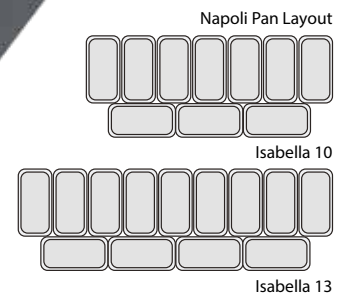
Site Survey



Special Installation



ISABELLA 10LX



Description

The Isabella range is a spacious ice cream scooping cabinet with 10 or 13 pan options. Its curved glass design makes for an eye catching display that is sure to delight your customers, and the rear serving shelf helps aid with fast service. With built-in refrigerated under storage, you can easily restock the display with fresh ice cream during busy periods without having to leave the cabinet. Additionally, the cabinet comes with castors for easy manoeuvrability and an internal LED light to showcase your gelato or ice cream in the best possible light.




Product Features

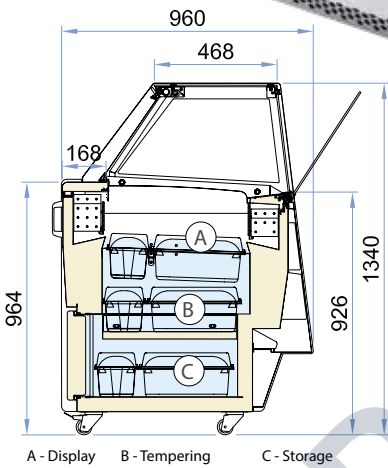
- Fully automatic
- Static cooling
- Castors
- Interior light with switch
- Digital controller and temperature display
- Rear night curtain
- Accepts Napoli pans (not supplied)
- A second layer of pans can be stored under the display layer (see diagram). Some types of 5ltr plastic tubs are too high to fit).
- Curved glass canopy

Technical Specifications

| | |
|------------------------|----------------|
| Temperature Range (°C) | -16 to -14 |
| Refrigerant | R290 |
| Type of Defrost | Hot Gas |
| Exterior Finish | Grey |
| Interior Finish | White |
| Power | 13 Amp |
| Max Ambient | 30°C at 55% RH |
| Climate Class | 4 |

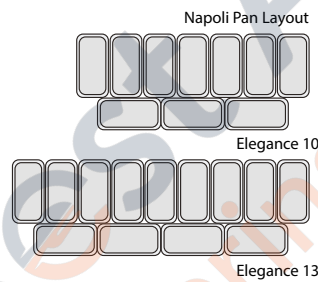
| | Ext. Dimension (WxDxH) (mm) | Net Weight (kg) | Energy Cons. (kWh/year) | Input Power (W) | Display Area (m²) | Serving Capacity | Storage Capacity | Energy Class |
|---------------|-----------------------------|-----------------|-------------------------|-----------------|-------------------|---------------------|---------------------|--------------|
| ISABELLA 10LX | 1317 x 906 x 1372 | 132 | 3504 | 550 | 0.59 | 10 Napoli Pans (5L) | 10 Napoli pans (5L) | |
| ISABELLA 13LX | 1647 x 906 x 1372 | 192 | 4322 | 1240 | 0.77 | 13 Napoli Pans (5L) | 14 Napoli pans (5L) | |

-  New Product
-  Site Survey
-  Special Installation



ELEGANCE 10

ELEGANCE 13



Rear Curtain



Understorage

Description

Introducing the Elegance, a quality static cooled ice cream scooping display from ISA. With its contemporary flat glass design, this stylish cabinet adds a touch of elegance to any ice cream parlour, cafe or shop. The unit comes in either 10 or 13 scoop options to showcase a tempting variety of flavours. To back this up, the unit has an equivalent number of pans under the main display for tempering, and more in the frozen under storage accessed from the rear door. The unit comes with LED lighting, a rear curtain to help maintain temperature when you are not serving, hinged front glass to simplify cleaning and castors. The large front panel is ideal for personalising with your brand to attract passing customers.

Product Features

- Fully automatic
- Static cooling
- Castors
- Interior light with switch
- Digital controller and temperature display
- Rear curtain
- Accepts Napoli pans (not supplied)
- A second layer of pans can be stored under the display layer (see diagram). Some types of 5ltr plastic tubs are too high to fit).
- Flat glass canopy (hinged to front)

Technical Specifications

| | |
|------------------------|----------------|
| Temperature Range (°C) | -15 to -12 |
| Refrigerant | R290 |
| Type of Defrost | Hot Gas |
| Exterior Finish | White |
| Interior Finish | White |
| Power | 13 Amp |
| Max Ambient | 35°C at 75% RH |
| Climate Class | 7 |

| | Ext. Dimension (WxDxH) (mm) | Net Weight (kg) | Energy Cons. (kWh/year) | Input Power (W) | Display Area (m ²) | Serving Capacity | Storage Capacity | Energy Class |
|---------------|-----------------------------|-----------------|-------------------------|-----------------|--------------------------------|---------------------|---------------------|--------------|
| ELEGANCE 10ST | 1317 x 980 x 1340 | 165 | 3011 | 825 | 0.59 | 10 Napoli Pans (5L) | 10 Napoli pans (5L) | |
| ELEGANCE 13ST | 1647 x 980 x 1340 | 218 | 3650 | 1125 | 0.77 | 13 Napoli Pans (5L) | 14 Napoli pans (5L) | |



DOLCE VITA 6



DOLCE VITA 4

| Options | Price |
|---------------------------------------|-------|
| 7.5ltr. Stainless Steel Carapine Pans | POA |

Product Features

- Static cooling
- Suitable for (7.5 litre) cylindrical Carapine Pans (not included)
- Shock proof plexiglass sneeze screen
- Castors (not lockable)
- Temperature display
- Optional scoop wash

Technical Specifications

| | |
|------------------------|------------------|
| Temperature Range (°C) | -20 to -10 |
| Refrigerant | R290 |
| Type of Defrost | Manual |
| Exterior Finish | White/Light Blue |
| Interior Finish | Stainless Steel |
| Power | 13 Amp |
| Max Ambient | 30°C at 55% RH |
| Climate Class | 4 |

| | Ext. Dimension (WxDxH) (mm) | Net Weight (kg) | Energy Cons. (kWh/year) | Serving Capacity | Storage Capacity | Energy Class |
|--------------|-----------------------------|-----------------|-------------------------|--------------------|------------------|--------------|
| DOLCE VITA 4 | 654 x 665 x 1030 | 78 | 807 | 4 Carapine (7,5 L) | No Under Storage | NOT REQUIRED |
| DOLCE VITA 6 | 965 x 665 x 1030 | 94 | 1748 | 6 Carapine (7,5 L) | No Under Storage | NOT REQUIRED |



Fiji 4



Fiji 6



Fiji 7



Fiji 6

Description




The Fiji range offers an excellent solution for gelato and ice cream vendors who need the quality and consistency of ventilated cooling but have limited space. It is available in 4, 6 or 7 scoop options and has a cabinet depth of only 630mm, making it perfect for smaller shops and cafes. The unit is equipped with castors for easy movement, internal LED lighting for enhanced display, and a flip-down rear serving door that helps maintain temperature and hygiene during off-peak hours.


Product Features

- Fully automatic
- Ventilated cooling
- Curved glass top/front
- LED interior light with switch
- Digital controller and temperature display
- Suitable for Napoli Pans (not included)
- Castors

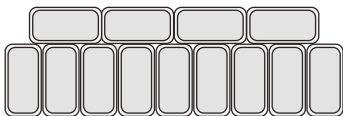
Technical Specifications

| | |
|------------------------|----------------|
| Temperature Range (°C) | -18 to -14 |
| Refrigerant | R290 |
| Type of Defrost | Hot Gas |
| Exterior Finish | White |
| Interior Finish | White |
| Power | 13 Amp |
| Max Ambient | 30°C at 55% RH |
| Climate Class | 4 |

| | Ext. Dimension (WxDxH) (mm) | Net Weight (kg) | Energy Cons. (kWh/year) | Input Power (W) | Display Area (m ²) | Serving Capacity | Storage Capacity | Energy Class |
|--------|-----------------------------|-----------------|-------------------------|-----------------|--------------------------------|---------------------|------------------|---------------------------------------------------------------------------------------|
| Fiji 4 | 824 x 630 x 1247 | 67 | 2373 | 555 | 0.24 | 4 Napoli Pans (5 L) | No Under Storage |  |
| Fiji 6 | 1214 x 630 x 1247 | 99 | 3099 | 900 | 0.36 | 6 Napoli Pans (5 L) | No Under Storage |  |
| Fiji 7 | 1354 x 630 x 1247 | 110 | 3468 | 900 | 0.42 | 7 Napoli Pans (5 L) | No Under Storage |  |



Bermuda 10



Bermuda 13

BERMUDA RV13

BERMUDA RV10



Understorage

Description

The Bermuda range is available in two display sizes, either 10 or 13 pans. The cabinet is equipped with a ventilated cooling system that ensures your ice cream or gelato is kept at the ideal serving temperature. Additionally, the Bermuda unit features separate refrigerated under storage, allowing for efficient restocking of the display without having to leave the cabinet. The Bermuda's sleek curved glass design is both elegant and practical, featuring a heated surface to prevent condensation. It comes as standard with castors for easy mobility, and an internal LED light that beautifully illuminates your products. With its attractive combination of quality and affordability, the Bermuda range is a popular choice for ice cream and gelato sellers.

Product Features

- Accepts Napoli pans (not supplied)
- Heated, anti mist glass
- Easy access storage compartment
- Interior light with switch
- Digital controller and temperature display
- Rear night curtain to maintain temperature
- Castors
- Automatic defrost
- Ventilated cooling
- Optional scoop wash
- Unit should be emptied, defrosted and cleaned once a week or more depending on conditions for correct operation.

Technical Specifications

| | |
|------------------------|--------------------|
| Temperature Range (°C) | -20 to -14 |
| Refrigerant | R290 |
| Type of Defrost | Automatic, hot gas |
| Exterior Finish | Grey |
| Interior Finish | White |
| Power | 13 Amp |
| Max Ambient | 30°C at 55% RH |
| Climate Class | 4 |

| | Ext. Dimension (WxDxH) (mm) | Net Weight (kg) | Energy Cons. (kWh/year) | Input Power (W) | Display Area (m ²) | Serving Capacity | Storage Capacity | Energy Class |
|--------------|-----------------------------|-----------------|-------------------------|-----------------|--------------------------------|---------------------|---------------------|--------------|
| BERMUDA RV10 | 1340 x 800 x 1340 | 180 | 8030 | 1500 | 0.65 | 10 Napoli Pans (5L) | 10 Napoli pans (5L) | |
| BERMUDA RV13 | 1670 x 800 x 1340 | 200 | 8322 | 1830 | 0.84 | 13 Napoli Pans (5L) | 14 Napoli pans (5L) | |



BERMUDA VIEW RV13

BERMUDA VIEW RV10

Understorage

Bermuda 10

Bermuda 13

Description

The act of purchasing ice cream is a visual experience that can be enhanced by providing customers with a clear view of the available options. The Bermuda View cabinet has been designed to improve this experience by lowering the front glass, making the display more visible to both adults and children. Additionally, the unit includes ventilated cooling to maintain a consistent temperature throughout the display, preserving the quality and flavor of the ice cream or gelato. The refrigerated under-storage allows for quick access to additional stock during peak periods, while the heated glass prevents condensation and the castors make the unit easy to move. Finally, the internal LED lighting adds a beautiful illumination to the ice cream, making the Bermuda View a versatile cabinet that can maximise sales for businesses.

Product Features

- Perfect temperature distribution
- Heated glass to help prevent condensation
- Suitable for Napoli Pans (not included)
- LED interior light with switch
- Digital controller and temperature display
- Easy access storage compartment
- Rear night curtain to maintain temperature
- Ventilated cooling
- Automatic defrost
- Unit should be emptied, defrosted and cleaned once a week or more depending on conditions for correct operation.

Technical Specifications

| | |
|------------------------|--------------------|
| Temperature Range (°C) | -20 to -14 |
| Refrigerant | R290 |
| Type of Defrost | Automatic, hot gas |
| Exterior Finish | White |
| Interior Finish | White |
| Power | 13 Amp |
| Max Ambient | 35°C at 75% RH |
| Climate Class | 7 |

| | Ext. Dimension (WxDxH) (mm) | Net Weight (kg) | Energy Cons. (kWh/year) | Input Power (W) | Display Area (m ²) | Serving Capacity | Storage Capacity | Energy Class |
|-------------------|-----------------------------|-----------------|-------------------------|-----------------|--------------------------------|---------------------|---------------------|--------------|
| BERMUDA VIEW RV10 | 1340 x 814 x 1354 | 195 | 8213 | 1250 | 0.65 | 10 Napoli Pans (5L) | 10 Napoli pans (5L) | |
| BERMUDA VIEW RV13 | 1670 x 814 x 1354 | 235 | 8322 | 1600 | 0.84 | 13 Napoli Pans (5L) | 14 Napoli pans (5L) | |



DELTA RV



12 pan display and only 819mm deep



Night storage covers



Optional finishes

Description

The ISA Delta RV is a premium gelato display with a compact design, the display can accommodate 12 Napoli pans yet is only 1276mm by 819mm, making it ideal for settings where space is limited. It is equipped with a dual-zone refrigeration system that allows for the serving of ice cream, gelato, or sorbets at the desired temperature. (Six pans on the left and six pans on the right have separate temperature-controls). The unit comes with night storage covers that can be placed over the display at night to preserve the quality of the product without requiring it to be removed and placed in separate storage. Overall, this cabinet is convenient, high-quality, and compact.

Product Features

- Dual zone temperature control
- Fully automatic
- Ventilated (fan assisted) cooling
- Castors, 2 lockable
- LED interior light with switch
- Dual digital controllers and temperature displays
- Accepts Napoli pans (not supplied)
- Plexiglass rear sliding doors
- Night storage covers (this means ice cream/gelato can stay in the unit overnight, though unit should be emptied, defrosted and cleaned once a week or more depending on conditions for correct operation.

Technical Specifications

| | |
|------------------------|-----------------|
| Temperature Range (°C) | -20 to -10 |
| Refrigerant | R290 |
| Type of Defrost | Hot Gas |
| Exterior Finish | White / Black |
| Interior Finish | Stainless steel |
| Power | 13 Amp |
| Max Ambient | 30°C at 55% RH |
| Climate Class | 4 |

| | Ext. Dimension (WxDxH) (mm) | Net Weight (kg) | Energy Cons. (kWh/year) | Input Power (W) | Display Area (m ²) | Serving Capacity | Storage Capacity | Energy Class |
|----------|-----------------------------|-----------------|-------------------------|-----------------|--------------------------------|---------------------|------------------|--------------|
| DELTA RV | 1276 x 819 x 1229 | 210 | 5621 | 1350 | 0.71 | 12 Napoli Pans (5L) | No Under Storage | |



Ventilated Scooping Millennium LX Range



MILLENNIUM LX24



Freezer Option Available



Site Survey



Special Installation

Description

Impress your customers with the ultimate ice cream display - the Millennium LX range of scooping cabinets. With 12 to 24 Napoli pans, this premium cabinet with stylish curved glass showcases a wide variety of delicious flavours. The efficient, ventilated cooling system ensures even cooling of your ice cream or gelato, making sure it is the perfect temperature for easy scooping. The glass is heated to help prevent condensation and there is a pull down curtain at the rear to help maintain temperature when you are less busy. Plus the front glass hinges up for cleaning. Upgrade your display with unbeatable quality and style that demands attention.

Product Features

- Fully automatic
- Ventilated (fan assisted) cooling
- Castors
- LED Interior light with switch
- Digital controller and temperature display
- Rear curtain
- Accepts Napoli pans (not supplied)
- Hydraulic lift up curved glass for easy cleaning
- Heated front and side glass to help prevent condensation
- Double glazed side glass
- Optional scoop wash (Needs Water & Waste Connection) –
- Flat glass version available
- Unit should be emptied, defrosted and cleaned once a week or more depending on conditions for correct operation.

Technical Specifications

| | |
|------------------------|------------------------------------------------|
| Temperature Range (°C) | -20 to -14 |
| Refrigerant | R290 |
| Type of Defrost | Hot Gas |
| Exterior Finish | White |
| Interior Finish | Stainless steel |
| Power | ST12 - 13amp All other sizes 16amp Commando |
| Max Ambient | 35°C at 75% RH |
| Climate Class | 7 |

| | Ext. Dimension (WxDxH) (mm) | Net Weight (kg) | Energy Cons. (kWh/year) | Input Power (W) | Display Area (m ²) | Serving Capacity | Storage Capacity | Energy Class |
|-----------------|-----------------------------|-----------------|-------------------------|-----------------|--------------------------------|---------------------|------------------|--------------|
| MILLENNIUM LX12 | 1166 x 1080 x 1356 | 250 | 7456 | 1400 | 0.71 | 12 Napoli Pans (5L) | No Under Storage | |
| MILLENNIUM LX16 | 1496 x 1080 x 1356 | 270 | 11504 | 2340 | 0.95 | 16 Napoli Pans (5L) | No Under Storage | |
| MILLENNIUM LX18 | 1661 x 1080 x 1356 | 270 | 10445 | 2450 | 1.07 | 18 Napoli Pans (5L) | No Under Storage | |
| MILLENNIUM LX20 | 1826 x 1080 x 1356 | 363 | 11076 | 2560 | 1.19 | 20 Napoli Pans (5L) | No Under Storage | |
| MILLENNIUM LX24 | 2156 x 1080 x 1356 | 412 | 12410 | 2640 | 1.43 | 24 Napoli Pans (5L) | No Under Storage | |



Millennium LX24 next to a Millennium Pastry - Page 113



Glass hinges upwards for cleaning



Ventilated Scooping Millennium ST Range



MILLENNIUM ST24



Freezer Option Available



Special Installation

Description

Impress your customers with the ultimate ice cream display - the Millennium ST range of scooping cabinets. With 12 to 24 Napoli pans, this premium cabinet with contemporary flat glass showcases a wide variety of delicious flavours. The efficient, ventilated cooling system ensures even cooling of your ice cream or gelato, making sure it is the perfect temperature for easy scooping. The glass is heated to help prevent condensation and there is a pull down curtain at the rear to help maintain temperature when you are less busy. Plus the front glass hinges forwards for cleaning. Upgrade your display with unbeatable quality and style that demands attention.

Product Features

- Fully automatic
- Ventilated (fan assisted) cooling
- Castors
- LED Interior light with switch
- Digital controller and temperature display
- Rear curtain
- Accepts Napoli pans (not supplied)
- Flat glass hinges forwards for easy cleaning
- Heated front and side glass to help prevent condensation
- Double glazed side glass
- Alternative front panel options - POA
- Optional scoop wash (Needs Water & Waste Connection)
- Curved glass version available
- Unit should be emptied, defrosted and cleaned once a week or more depending on conditions for correct operation.

Technical Specifications

| | |
|------------------------|------------------------------------------------|
| Temperature Range (°C) | -20 to -14 |
| Refrigerant | R290 |
| Type of Defrost | Hot Gas |
| Exterior Finish | White |
| Interior Finish | Stainless steel |
| Power | ST12 - 13amp All other sizes 16amp Commando |
| Max Ambient | 35°C at 75% RH |
| Climate Class | 7 |

| | Ext. Dimension (WxDxH) (mm) | Net Weight (kg) | Energy Cons. (kWh/year) | Input Power (W) | Display Area (m ²) | Serving Capacity | Storage Capacity | Energy Class |
|-----------------|-----------------------------|-----------------|-------------------------|-----------------|--------------------------------|---------------------|------------------|--------------|
| MILLENNIUM ST12 | 1166 x 1054 x 1356 | 235 | 7239 | 1400 | 0.71 | 12 Napoli Pans (5L) | No Under Storage | |
| MILLENNIUM ST16 | 1496 x 1054 x 1356 | 270 | 11169 | 2340 | 0.95 | 16 Napoli Pans (5L) | No Under Storage | |
| MILLENNIUM ST18 | 1661 x 1054 x 1356 | 270 | 10342 | 2450 | 1.07 | 18 Napoli Pans (5L) | No Under Storage | |
| MILLENNIUM ST20 | 1826 x 1054 x 1356 | 363 | 10859 | 2560 | 1.19 | 20 Napoli Pans (5L) | No Under Storage | |
| MILLENNIUM ST24 | 2156 x 1054 x 1356 | 412 | 12410 | 2640 | 1.43 | 24 Napoli Pans (5L) | No Under Storage | |





ONESHOW



ONESHOW FREE REGULAR



OneShow Standalone



OneShow Base

Description

The OneShow Range from ISA is a premium gelato display range with a modern, eye-catching design. It features a mirrored stainless steel interior and crisp white LED strip lights at both the front and back, creating a truly stunning display. The flat glass lid is hydraulic, providing effortless access to the ice cream for easy serving. Whether used as standalone units or integrated into a counter the unit offers great versatility. The low front glass ideally should be used with clear Napoli pans for the biggest impact. These combined features help to give truly exceptional presentation.

Product Features

- Fully automatic
- Ventilated (fan assisted) cooling
- Adjustable feet
- LED Interior light with switch (2 LED strips)
- Digital controller and temperature display
- Accepts Napoli pans (ideally should be clear plastic, not supplied)
- Hydraulic lift up flat glass top
- Alternative front panel options - POA
- Unit should be emptied, defrosted and cleaned once a week or more depending on conditions for correct operation.

Technical Specifications

| | |
|------------------------|----------------------------------------------------------------------------------|
| Temperature Range (°C) | -16 to -14 |
| Refrigerant | R404a |
| Type of Defrost | Hot Gas |
| Exterior Finish | White |
| Interior Finish | Mirror Stainless Steel |
| Power | 13 Amp (One Show Regular) 16 Amp Single Phase Commando Socket (Oneshow Large) |
| Max Ambient | 30°C at 55% RH |
| Climate Class | 4 |

| | Ext. Dimension (WxDxH) (mm) | Net Weight (kg) | Energy Cons. (kWh/year) | Input Power (W) | Display Area (m ²) | Serving Capacity | Storage Capacity | Energy Class |
|----------------------|-----------------------------|-----------------|-------------------------|-----------------|--------------------------------|---------------------|------------------|--------------|
| ONESHOW FREE REGULAR | 1200 x 740 x 960 | 210 | 7118 | 1700 | 0.37 | 6 Napoli Pans (5 L) | No Under Storage | |
| ONESHOW FREE LARGE | 1705 x 740 x 960 | 280 | 8026 | 3500 | 0.59 | 9 Napoli Pans (5 L) | No Under Storage | |




Site Survey



Special Installation



SUPER CAPRI 24 (RAL7022)




Double airflow cooling

Standard Colours



RAL9003



RAL9005



RAL7022



Description

The Super Capri is a premium gelato or ice cream display from ISA, with large glass panels coupled with crisp LED interior lighting to present your gelato in the best way possible. The display is angled towards the customer (at 11°) to give a better view of the produce. The unit also has a unique double airflow cooling system that allows separate cool air flow over each row of pans, allowing for more even cooling while reducing temperature differential over the product keeping it looking and tasting at its very best. The display has heated glass to the front, top and sides to reduce any chance of condensation. The front glass hinges to allow cleaning.

Product Features

- Fully automatic
- Ventilated (fan assisted) cooling
- Double air flow ensures even cooling of both rows of pans
- Castors, 2 lockable
- LED interior light with switch
- Angled deck (11°) for a better display
- Acrylic rear sliding doors to display area
- Hinged glass for easy cleaning
- Alternative colour options available (POA)
- Optional scoop wash (needs water & waste connection)
- Unit should be emptied, defrosted and cleaned once a week or more depending on conditions for correct operation).

Technical Specifications

| | |
|------------------------|--------------------------------------------------------------------------------------------|
| Temperature Range (°C) | -20 to -14 |
| Refrigerant | R290 |
| Type of Defrost | Hot Gas |
| Exterior Finish | Grey RAL7022, or White or Black |
| Interior Finish | Stainless steel |
| Power | 16 Amp Single Phase Commando Socket (Super Capri 12) 3 Phase Supply (Super Capri 18/24) |
| Max Ambient | 35°C at 75% RH |
| Climate Class | 7 |

| | Ext. Dimension (WxDxH) (mm) | Net Weight (kg) | Energy Cons. (kWh/year) | Input Power (W) | Display Area (m ²) | Serving Capacity | Storage Capacity | Energy Class |
|----------------|-----------------------------|-----------------|-------------------------|-----------------|--------------------------------|---------------------|------------------|--------------|
| SUPER CAPRI 12 | 1187 x 1110 x 1175 | 240 | 7976 | 2300 | 0.71 | 12 Napoli Pans (5L) | No Under Storage | |
| SUPER CAPRI 18 | 1682 x 1110 x 1175 | 350 | 10353 | | 1.07 | 18 Napoli Pans (5L) | No Under Storage | |
| SUPER CAPRI 24 | 2177 x 1110 x 1175 | 460 | 12384 | | 1.43 | 24 Napoli Pans (5L) | No Under Storage | |



CAR1250
Page 195



Chilled storage is an essential component of the catering and hospitality industry. Whether you operate a large prestigious hotel, a busy school kitchen, or a small coffee shop, the right refrigerated storage solutions are crucial for successful food preparation, service, and sales.

At TEFCOLD, we understand the importance of reliable and efficient refrigeration. That's why our extensive range of chilled storage solutions caters to a variety of needs. From units designed specifically for fresh meat and fish storage, to pizza prep tables, saladettes, mini-bars, blast chillers, and general service and gastrorm cabinets, we have the perfect solution to meet your requirements.

TEFCOLD have a continuous process to develop and improve our range with increased emphasis on reducing energy consumption and efficiency to provide quality, reliable refrigeration that is economical to run.

With TEFCOLD, you have the freedom to choose from a wide selection of refrigerated storage cabinets, allowing you to find the perfect fit for every situation. We believe that you will be impressed by the breadth and versatility of our offerings.

Lyndon Lennon
Regional Sales Manager
C.F.S.P



Chilled Storage



Description

The TM range of minibars are very popular for hotel rooms and boardrooms. With a silent running refrigeration system they won't keep you awake at night (or during a board meeting). Units come with internal LED lighting that comes on when the door is opened. Please note these are not suitable for shops or other areas where there is high usage.

Product Features

- Silent running refrigeration system
- Suitable for hotel bedrooms, meeting rooms and boardrooms
- LED interior light (only turns on with door open)
- Lock
- Adjustable shelves
- Adjustable feet
- Can be Integrated into cabinet with optional fixing kit (POA) ventilation holes must be provided
- Suitable for standard UK electrical supply (50Hz) and also 60Hz

Technical Specifications

| | |
|------------------------|----------------|
| Temperature Range (°C) | +2 to +12 |
| Refrigerant | NH3 |
| Type of Defrost | Automatic |
| Exterior Finish | Black/Graphite |
| Interior Finish | Grey |
| Power | 13 Amp |
| Max Ambient | 25°C at 60% RH |
| Climate Class | 3 |

| | Ext. Dimension (WxDxH) (mm) | Int. Dimension (WxDxH) (mm) | Net Weight (kg) | Energy Cons. (kWh/year) | Input Power (W) | Gross/Net Volume (l) | No. of Doors | No. of Shelves | Energy Class |
|------|-----------------------------|-----------------------------|-----------------|-------------------------|-----------------|----------------------|--------------|----------------|--------------|
| TM32 | 402 x 406 x 500 | 316 x 215 x 400 | 12 | 226 | 65 | 29 / 27 | 1 | 1 | |
| TM42 | 402 x 450 x 560 | 316 x 245 x 459 | 14 | 230 | 65 | 36 / 34 | 1 | 2 | |
| TM52 | 402 x 463 x 670 | 316 x 245 x 569 | 16 | 230 | 90 | 45 / 42 | 1 | 2 | |



Lock



TM35C

TM45C

TD50A Open Drawer

TD50A

Description

The TM-C range of hotel minibars from TEFCOLD provides an innovative alternative to the traditional “absorption” refrigeration systems of many minibars. The TM-C model feature a compressor refrigeration system that significantly reduces consumption while providing faster cooling of produce. The units runs at a quiet 38dB and using smart programming can be set to function during periods of the day when the room is likely to be unoccupied (for example between 11am and 4pm). There is also a one press silent function that will sleep the compressor for 1 hour, and a one press function to run the refrigeration system for 5 hours when it is restocked to pull down temperature of the product inside. This range comes in a number of sizes including a drawer version. They suitable for hotel rooms and boardrooms

Product Features

- Low energy consumption
- Compressor operated cooling system
- Low noise operation
- Timing function for maximum guest comfort
- SLEEP-mode function for silence period
- FAST-cool function for immediate cooling
- Adjustable shelves, also in door (TM-C models only)
- Reversible solid door (TM-C models only)
- LED interior light
- Integrated handle
- Lock

Technical Specifications

| | |
|------------------------|-------------------|
| Temperature Range (°C) | +5 to +10 (TM-C) |
| | +5 to +12 (TD50A) |
| Refrigerant | R600a |
| Type of Defrost | Automatic |
| Exterior Finish | Black |
| Interior Finish | Grey |
| Power | 13 Amp |
| Max Ambient | 30°C at 55% RH |
| Climate Class | 4 |

| | Ext. Dimension (WxDxH) (mm) | Int. Dimension (WxDxH) (mm) | Net Weight (kg) | Energy Cons. (kWh/year) | Input Power (W) | Gross/Net Volume (l) | No. of Doors | No. of Shelves | Energy Class |
|-------|-----------------------------|-----------------------------|-----------------|-------------------------|-----------------|----------------------|--------------|----------------|--------------|
| TM35C | 402 x 440 x 510 | 310 x 207 x 397 | 19,5 | 55 | 65 | 2727 / 2424 | 1 | 1 | |
| TM45C | 402 x 500 x 565 | 310 x 300 x 455 | 20 | 57 | 65 | 3838 / 3434 | 1 | 2 | |
| TD50A | 550 x 508 x 420 | 470 x 395 x 332 | 22 | 106 | 40 | | Drawer | - | |



UR200



UR200S



Freezer Option Available



Suitable for Dairy Products



Lock

Product Features

- Integrated handle
- Reversible solid door
- Electronic thermostat
- Fan assisted cooling
- Adjustable shelves
- Lock
- Digital controller and temperature display
- Adjustable feet with rollers to rear

Technical Specifications

| | |
|------------------------|--------------------------|
| Temperature Range (°C) | +2 to +10 |
| Refrigerant | R600a |
| Type of Defrost | Automatic |
| Exterior Finish | Stainless Steel or White |
| Interior Finish | White ABS |
| Power | 13 Amp |
| Max Ambient | 30°C at 55% RH |
| Climate Class | 4 |

| | Ext. Dimension (WxDxH) (mm) | Int. Dimension (WxDxH) (mm) | Net Weight (kg) | Energy Cons. (kWh/year) | Input Power (W) | Gross/Net Volume (l) | No. of Doors | No. of Shelves | Energy Class |
|--------|-----------------------------|-----------------------------|-----------------|-------------------------|-----------------|----------------------|--------------|----------------|--------------|
| UR200 | 600 x 585 x 855 | 510 x 485 x 620 | 44 | 409 | 100 | 130 / 119 | 1 | 3 | A |
| UR200S | 600 x 585 x 855 | 510 x 485 x 620 | 44 | 409 | 100 | 130 / 119 | 1 | 3 | A |



Suitable for Dairy Products

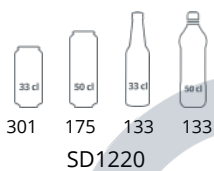


Lock

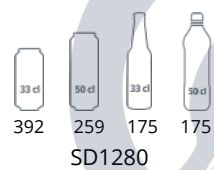


SD1220

SD1280



SD1220





SD1280

Product Features

- Fully automatic
- Fan assisted cooling
- Lock
- Adjustable shelves
- Adjustable feet
- Temperature display

Technical Specifications

| | |
|------------------------|----------------|
| Temperature Range (°C) | +2 to +10 |
| Refrigerant | R600a |
| Type of Defrost | Off Cycle |
| Exterior Finish | White |
| Interior Finish | White |
| Power | 13 Amp |
| Max Ambient | 30°C at 55% RH |
| Climate Class | 4 |

| | Ext. Dimension (WxDxH) (mm) | Int. Dimension (WxDxH) (mm) | Net Weight (kg) | Energy Cons. (kWh/year) | Input Power (W) | Gross/Net Volume (l) | No. of Doors | No. of Shelves | Energy Class |
|--------|-----------------------------|-----------------------------|-----------------|-------------------------|-----------------|----------------------|--------------|----------------|---------------------------------------------------------------------------------------|
| SD1220 | 595 x 640 x 1315 | 470 x 440 x 1027 | 63 | 482 | 197 | 215 / 190 | 1 | 3 |  |
| SD1280 | 595 x 640 x 1635 | 470 x 440 x 1347 | 74 | 619 | 197 | 290 / 260 | 1 | 4 |  |



Freezer Option Available



Suitable for Dairy Products



Lock

SD1380



Product Features

- Fully automatic
- Fan assisted cooling
- Lock
- Adjustable shelves
- Adjustable feet
- Temperature display

Technical Specifications

| | |
|------------------------|----------------|
| Temperature Range (°C) | +2 to +10 |
| Refrigerant | R600a |
| Type of Defrost | Off Cycle |
| Exterior Finish | White |
| Interior Finish | White |
| Power | 13 Amp |
| Max Ambient | 30°C at 55% RH |
| Climate Class | 4 |

| | Ext. Dimension (WxDxH) (mm) | Int. Dimension (WxDxH) (mm) | Net Weight (kg) | Energy Cons. (kWh/year) | Input Power (W) | Gross/Net Volume (l) | No. of Doors | No. of Shelves | Energy Class |
|--------|-----------------------------|-----------------------------|-----------------|-------------------------|-----------------|----------------------|--------------|----------------|--------------|
| SD1380 | 595 x 640 x 1840 | 470 x 440 x 1555 | 64 | 657 | 215 | 372 / 345 | 1 | 5 | D |



Cooler Option Available



Suitable for Fresh Fish



Lock



RKS600 FISH



Stainless Risers In Trays

Description

The RKS600 FISH is specifically designed for optimum storage of fresh fish and other seafood. The cabinet is finished inside and out in high quality 304 catering grade stainless steel. Interior refrigeration components are specially coated to resist corrosion that can be caused by ammonia given off by fish during storage. The unit comes with 600x400 fish trays with stainless steel risers. For correct storage of fresh fish we recommend storage with crushed ice to maintain freshness and moisture levels.

Product Features

- Designed for fish
- Stainless steel
- Reversible solid door
- Static cooling
- Self-closing door with a 105 degree stop
- Adjustable shelves
- Strong wheels
- Stainless steel shelf risers in tray to help keep fish fresh and prevent them sitting in water

Technical Specifications

| | |
|------------------------|-----------------|
| Temperature Range (°C) | -6 to +8 |
| Refrigerant | R600a |
| Type of Defrost | Manual |
| Exterior Finish | Stainless Steel |
| Interior Finish | Stainless Steel |
| Power | 13 Amp |
| Max Ambient | 30°C at 55% RH |
| Climate Class | 4 |

| | Ext. Dimension (WxDxH) (mm) | Int. Dimension (WxDxH) (mm) | Net Weight (kg) | Energy Cons. (kWh/year) | Input Power (W) | Gross/Net Volume (l) | No. of Doors | No. of Shelves | Energy Class |
|--------|-----------------------------|-----------------------------|-----------------|-------------------------|-----------------|----------------------|--------------|----------------|--------------|
| RKS600 | 680 x 810 x 2010 | 560 x 653 x 1396 | 135 | 434 | 353 | 560 / 507 | 1 | 7 | NOT REQUIRED |



UR400



UR400



Freezer Option Available



Suitable for Dairy Products



Lock

Product Features

- Integrated handle
- Reversible solid door
- Electronic thermostat
- Fan assisted cooling
- Adjustable shelves
- Lock
- Digital controller and temperature display
- Adjustable feet with rollers to rear

Technical Specifications

| | |
|------------------------|----------------|
| Temperature Range (°C) | +2 to +10 |
| Refrigerant | R600a |
| Type of Defrost | Automatic |
| Exterior Finish | White |
| Interior Finish | White ABS |
| Power | 13 Amp |
| Max Ambient | 30°C at 55% RH |
| Climate Class | 4 |

| | Ext. Dimension (WxDxH) (mm) | Int. Dimension (WxDxH) (mm) | Net Weight (kg) | Energy Cons. (kWh/year) | Input Power (W) | Gross/Net Volume (l) | No. of Doors | No. of Shelves | Energy Class |
|-------|-----------------------------|-----------------------------|-----------------|-------------------------|-----------------|----------------------|--------------|----------------|---------------------------------------------------------------------------------------|
| UR400 | 600 x 585 x 1855 | 506 x 485 x 1620 | 80 | 518 | 130 | 374 / 350 | 1 | 4 |  |



Freezer Option
Available



Suitable for
Dairy Products



Lock



UR400S




UR400S

Product Features

- Stainless steel cabinet
- Integrated handle
- Reversible solid door
- Electronic thermostat
- Fan assisted cooling
- Adjustable shelves
- Lock
- Adjustable feet with rollers to rear
- Digital controller and temperature display

Technical Specifications

| | |
|------------------------|-----------------|
| Temperature Range (°C) | +2 to +10 |
| Refrigerant | R600a |
| Type of Defrost | Automatic |
| Exterior Finish | Stainless Steel |
| Interior Finish | White ABS |
| Power | 13 Amp |
| Max Ambient | 30°C at 55% RH |
| Climate Class | 4 |

| | Ext. Dimension (WxDxH) (mm) | Int. Dimension (WxDxH) (mm) | Net Weight (kg) | Energy Cons. (kWh/year) | Input Power (W) | Gross/Net Volume (l) | No. of Doors | No. of Shelves | Energy Class |
|--------|--------------------------------|--------------------------------|--------------------|----------------------------|--------------------|-------------------------|-----------------|-------------------|---------------------------------------------------------------------------------------|
| UR400S | 600 x 585 x 1855 | 506 x 485 x 1620 | 80 | 518 | 130 | 374 / 350 | 1 | 4 |  |



UR600

UR600S



Freezer Option Available



Suitable for Dairy Products



Lock





Designed for GN1/1 pans, not supplied

Product Features

- Integrated handle
- Reversible solid door
- Electronic thermostat
- Fan assisted cooling
- Adjustable shelves GN2/1
- Digital controller and temperature display
- Lock
- Adjustable feet with rollers to rear

Technical Specifications

| | |
|------------------------|--------------------------|
| Temperature Range (°C) | +2 to +10 |
| Refrigerant | R600a |
| Type of Defrost | Automatic |
| Exterior Finish | White or Stainless Steel |
| Interior Finish | White ABS |
| Power | 13 Amp |
| Max Ambient | 30°C at 55% RH |
| Climate Class | 4 |

| | Ext. Dimension (WxDxH) (mm) | Int. Dimension (WxDxH) (mm) | Net Weight (kg) | Energy Cons. (kWh/year) | Input Power (W) | Gross/Net Volume (l) | No. of Doors | No. of Shelves | Energy Class |
|--------|-----------------------------|-----------------------------|-----------------|-------------------------|-----------------|----------------------|--------------|----------------|---------------------------------------------------------------------------------------|
| UR600 | 777 x 695 x 1895 | 653 x 580 x 1680 | 107 | 683 | 130 | 605 / 570 | 1 | 4 |  |
| UR600S | 777 x 695 x 1895 | 653 x 580 x 1680 | 107 | 683 | 130 | 605 / 570 | 1 | 4 |  |



Freezer Option Available



Suitable for Dairy Products



Suitable for Fresh Meat



Lock




RK500

Product Features

- Fully automatic
- Fan assisted cooling
- Lock
- Adjustable shelves
- Adjustable feet
- Digital controller and temperature display

Technical Specifications

| | |
|------------------------|-----------------|
| Temperature Range (°C) | -2 to +8 |
| Refrigerant | R600a |
| Type of Defrost | Automatic |
| Exterior Finish | Stainless steel |
| Interior Finish | Stainless steel |
| Power | 13 Amp |
| Max Ambient | 30°C at 55% RH |
| Climate Class | 4 |

| | Ext. Dimension (WxDxH) (mm) | Int. Dimension (WxDxH) (mm) | Net Weight (kg) | Energy Cons. (kWh/year) | Input Power (W) | Gross/Net Volume (l) | No. of Doors | No. of Shelves | Energy Class |
|-------|-----------------------------|-----------------------------|-----------------|-------------------------|-----------------|----------------------|--------------|----------------|---------------------------------------------------------------------------------------|
| RK500 | 680 x 700 x 1900 | 560 x 553 x 1380 | 130 | 409 | 353 | 450 / 429 | 1 | 3 |  |



CAR410



CAR900



CAR1390



Freezer Option Available



Suitable for Dairy Products



Suitable for Fresh Meat



Lock

Product Features

- Fully automatic
- Fan assisted cooling
- Adjustable shelves
- Lock
- Castors 2 lockable
- Digital controller and temperature display
- Self closing doors with stay open feature
- Replaceable door gasket

Technical Specifications

| | |
|------------------------|----------------------------------|
| Temperature Range (°C) | -2 to +8 |
| Refrigerant | 600a (CAR410) R290 (CAR900/1390) |
| Type of Defrost | Off Cycle |
| Exterior Finish | Stainless steel |
| Interior Finish | Stainless steel |
| Power | 13 Amp |
| Max Ambient | 30°C at 55% RH |
| Climate Class | 4 |

| | Ext. Dimension (WxDxH) (mm) | Int. Dimension (WxDxH) (mm) | Net Weight (kg) | Energy Cons. (kWh/year) | Input Power (W) | Gross/Net Volume (l) | No. of Doors | No. of Shelves | Energy Class |
|---------|-----------------------------|-----------------------------|-----------------|-------------------------|-----------------|----------------------|--------------|----------------|--------------|
| CAR410 | 600 x 745 x 1950 | 500 x 540 x 1380 | 90 | 1029 | 250 | 410 / 300 | 1 | 3 | C |
| CAR900 | 1200 x 745 x 1950 | 1100 x 540 x 1380 | 135 | 1570 | 400 | 900 / 660 | 2 | 6 | C |
| CAR1390 | 1800 x 745 x 1950 | 1700 x 540 x 1380 | 180 | 2318 | 400 | 1390 / 1005 | 3 | 9 | C |

CAR Range (Gastronorm)



Freezer Option Available



Suitable for Dairy Products



Suitable for Fresh Meat



Lock



CAR1250


CAR650

Product Features

- Fully automatic
- Fan assisted cooling
- Lock
- Adjustable shelves
- Castors 2 lockable
- Interior light
- Digital controller and temperature display
- Self closing doors with stay open feature
- High quality catering grade 304 stainless steel
- Replaceable door gasket
- Accepts 2/1 Gastronorm shelves/pans (pans not supplied)

Technical Specifications

| | |
|------------------------|----------------------|
| Temperature Range (°C) | -2 to +8 |
| Refrigerant | R600a |
| Type of Defrost | Hot Gas Off Cycle |
| Exterior Finish | Stainless steel |
| Interior Finish | Stainless steel |
| Power | 13 Amp |
| Max Ambient | 30°C at 55% RH |
| Climate Class | 4 |

| | Ext. Dimension (WxDxH) (mm) | Int. Dimension (WxDxH) (mm) | Net Weight (kg) | Energy Cons. (kWh/year) | Input Power (W) | Gross/Net Volume (l) | No. of Doors | No. of Shelves | Energy Class |
|---------|-----------------------------|-----------------------------|-----------------|-------------------------|-----------------|----------------------|--------------|----------------|---------------------------------------------------------------------------------------|
| CAR650 | 730 x 845 x 2130 | 610 x 635 x 1540 | 120 | 460 | 220 | 670 / 455 | 1 | 3 |  |
| CAR1250 | 1314 x 845 x 2130 | 1194 x 635 x 1540 | 185 | 730 | 350 | 1300 / 940 | 2 | 6 |  |



Freezer Option Available



Suitable for Dairy Products



Lock

GUC140


GUC70

Product Features

- Fully automatic
- Fan assisted cooling
- Lock
- Adjustable shelves
- Castors
- Digital controller and temperature display
- Replaceable door gasket
- Accepts 2/1 Gastronorm shelves/pans

Technical Specifications

| | |
|------------------------|-----------------|
| Temperature Range (°C) | +2 to +8 |
| Refrigerant | R290 |
| Type of Defrost | Electric |
| Exterior Finish | Stainless steel |
| Interior Finish | Stainless steel |
| Power | 13 Amp |
| Max Ambient | 30°C at 55% RH |
| Climate Class | 4 |

| | Ext. Dimension (WxDxH) (mm) | Int. Dimension (WxDxH) (mm) | Net Weight (kg) | Energy Cons. (kWh/year) | Input Power (W) | Gross/Net Volume (l) | No. of Doors | No. of Shelves | Energy Class |
|--------|-----------------------------|-----------------------------|-----------------|-------------------------|-----------------|----------------------|--------------|----------------|---------------------------------------------------------------------------------------|
| GUC70 | 680 x 845 x 2000 | 560 x 680 x 1380 | 120 | 445 | 255 | 544 / 507 | | |  |
| GUC140 | 1340 x 845 x 2000 | 1220 x 680 x 1380 | 140 | 613 | 320 | 1166 / 1090 | | |  |



Freezer Option Available



Suitable for Dairy Products



Suitable for Fresh Meat



Lock



RK1420



RK710

Product Features

- Fully automatic
- Fan assisted cooling
- Lock
- Adjustable shelves
- Castors
- Digital controller and temperature display
- High quality catering grade 304 stainless steel
- Replaceable door gasket
- Accepts 2/1 Gastronorm shelves/pans

Technical Specifications

| | |
|------------------------|----------------------------|
| Temperature Range (°C) | -2 to +10 |
| Refrigerant | R600a (RK710) R290 (R1420) |
| Type of Defrost | Automatic, electrical |
| | Electric |
| Exterior Finish | Stainless steel |
| Interior Finish | Stainless steel |
| Power | 13 Amp |
| Max Ambient | 30°C at 55% RH |
| Climate Class | 4 |

| | Ext. Dimension (WxDxH) (mm) | Int. Dimension (WxDxH) (mm) | Net Weight (kg) | Energy Cons. (kWh/year) | Input Power (W) | Gross/Net Volume (l) | No. of Doors | No. of Shelves | Energy Class |
|--------|-----------------------------|-----------------------------|-----------------|-------------------------|-----------------|----------------------|--------------|----------------|---------------------------------------------------------------------------------------|
| RK710 | 740 x 830 x 2010 | 533 x 700 x 1400 | 143 | 433 | 250 | 520 / 480 | 1 | 3 |  |
| RK1420 | 1480 x 850 x 2010 | 1360 x 685 x 1396 | 208 | 1029 | 320 | 1410 / 1325 | 2 | 6 |  |



BLC10



BLC3



BLC5



Switchable
Cooler /
Freezer



Special
Installation

Product Features

- Fully automatic, fan assisted cooling
- Digital controller and temperature display
- Temperature probe
- 4 Configurable pre-set programs
- Accepts 1/1 Gastronorm or 60x40 Euronorm pans (not supplied)
- Max depth of pan/tray - 65mm
- BLC3 (Chill +70°C to +3°C) 12kg in 90 mins
- BLC3 (Freeze +70°C to -18°C) 8kg in 240 mins
- BLC5 (Chill +70°C to +3°C) 18kg in 90 mins
- BLC5 (Freeze +70°C to -18°C) 14kg in 240 mins
- BLC10 (Chill +70°C to +3°C) 40kg in 90 mins
- BLC10 (Freeze +70°C to -18°C) 28kg in 240 mins

Technical Specifications



| | |
|------------------------|-----------------|
| Temperature Range (°C) | -18 to +3 |
| Refrigerant | R290 |
| Type of Defrost | Automatic |
| Exterior Finish | Stainless steel |
| Interior Finish | Stainless steel |
| Power | 13 Amp |
| Max Ambient | 30°C at 55% RH |
| Climate Class | 4 |

| | Ext. Dimension (WxDxH) (mm) | Int. Dimension (WxDxH) (mm) | Net Weight (kg) | Input Power (W) | Gross/Net Volume (l) | Capacity GN Pans |
|-------|--------------------------------|--------------------------------|--------------------|--------------------|-------------------------|---------------------|
| BLC3 | 800 x 815 x 925 | 660 x 420 x 330 | 117 | 700 | 92 / 82 | 3x 1/1 |
| BLC5 | 800 x 815 x 995 | 660 x 420 x 400 | 120 | 800 | 111 / 100 | 5x 1/1 |
| BLC10 | 800 x 815 x 1625 | 660 x 420 x 870 | 170 | 1298 | 235 / 218 | 10x 1/1 |




BLC10




-  Suitable for Dairy Products
-  Special Installation

GVC33-200



GVC33-180



GVC33-150



GVC33-120

Product Features

- Fully automatic
- Static cooling
- Adjustable feet
- Digital controller and temperature display
- Accepts 1/4 size gastronorm pans, not supplied. (max depth 150mm)

Technical Specifications

| | |
|------------------------|-----------------|
| Temperature Range (°C) | +2 to +10 |
| Refrigerant | R600a |
| Type of Defrost | Manual |
| Exterior Finish | Stainless steel |
| Interior Finish | Stainless steel |
| Power | 13 Amp |
| Max Ambient | 30°C at 55% RH |
| Climate Class | 4 |

| | Ext. Dimension (WxDxH) (mm) | Int. Dimension (WxDxH) (mm) | Net Weight (kg) | Input Power (W) | Capacity GN Pans |
|-----------|-----------------------------|-----------------------------|-----------------|-----------------|------------------|
| GVC33-120 | 1200 x 335 x 435 | 845 x 245 x 155 | 40 | 112 | 5 x GN1/4 |
| GVC33-150 | 1500 x 335 x 435 | 1145 x 245 x 155 | 45 | 112 | 7 x GN1/4 |
| GVC33-180 | 1800 x 335 x 435 | 1445 x 245 x 155 | 53 | 112 | 8 x GN1/4 |
| GVC33-200 | 2000 x 335 x 435 | 1645 x 245 x 155 | 58 | 112 | 10 x GN1/4 |



Suitable for
Dairy Products



Special
Installation



GVC33-200 SS



GVC33-180 SS



GVC33-150 SS



GVC33-120-SS



Product Features

- Fully automatic
- Static cooling
- Adjustable feet
- Digital controller and temperature display
- Accepts 1/4 size gastronorm pans, not supplied. (max depth 150mm)
- Height with lid open 533mm

Technical Specifications

| | |
|------------------------|-----------------|
| Temperature Range (°C) | +2 to +10 |
| Refrigerant | R600a |
| Type of Defrost | Manual |
| Exterior Finish | Stainless steel |
| Interior Finish | Stainless steel |
| Power | 13 Amp |
| Max Ambient | 30°C at 55% RH |
| Climate Class | 4 |

| | Ext. Dimension (WxDxH) (mm) | Int. Dimension (WxDxH) (mm) | Net Weight (kg) | Input Power (W) | Capacity GN Pans |
|---------------|--------------------------------|--------------------------------|--------------------|--------------------|---------------------|
| GVC33-120 S/S | 1200 x 335 x 260 | 845 x 245 x 155 | 40 | 112 | 5 x GN1/4 |
| GVC33-150 S/S | 1500 x 335 x 260 | 1145 x 245 x 155 | 45 | 112 | 7 x GN1/4 |
| GVC33-180 S/S | 1800 x 335 x 260 | 1445 x 245 x 155 | 53 | 112 | 8 x GN1/4 |
| GVC33-200 S/S | 2000 x 335 x 260 | 1645 x 245 x 155 | 58 | 112 | 10 x GN1/4 |



Suitable for Dairy Products



GS365ST

GS91

Product Features

- Fully automatic
- Wet wall with fan assisted cooling
- Adjustable shelves
- Adjustable feet
- Digital controller and temperature display
- Self closing doors
- Replaceable door gasket
- Accepts Gastronorm pans (not supplied)
- 1/1 Gastronorm cupboard

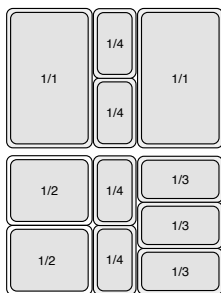
Technical Specifications

| | |
|------------------------|-----------------|
| Temperature Range (°C) | +2 to +10 |
| Refrigerant | R600a |
| Type of Defrost | Automatic |
| Exterior Finish | Stainless steel |
| Interior Finish | Stainless steel |
| Power | 13 Amp |
| Max Ambient | 30°C at 55% RH |
| Climate Class | 4 |

| | Ext. Dimension (WxDxH) (mm) | Int. Dimension (WxDxH) (mm) | Net Weight (kg) | Energy Cons. (kWh/year) | Input Power (W) | Gross/Net Volume (l) | No. of Doors | No. of Shelves | Energy Class |
|---------|-----------------------------|-----------------------------|-----------------|-------------------------|-----------------|----------------------|--------------|----------------|--------------|
| GS91 | 900 x 700 x 877 | 830 x 515 x 526 | 67 | 1139 | 155 | 260 / 225 | 2 | 2 | |
| GS365ST | 1365 x 700 x 870 | 1295 x 515 x 500 | 110 | 1150 | 235 | 400 / 368 | 3 | 3 | |

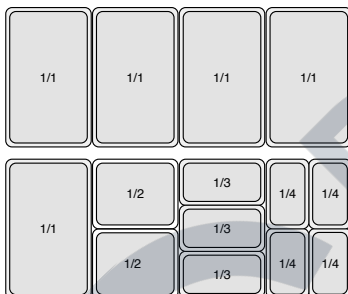


Suitable for
Dairy Products



GS92 - Suggested Gastronorm pan layouts for saladette well. See page 256 for more info

GS365



GS365 - Suggested Gastronorm pan layouts for saladette well. See page 256 for more info

GS92

Product Features

- Fully automatic
- Wet wall with fan assisted cooling
- Adjustable shelves
- Adjustable feet
- Digital controller and temperature display
- Self closing doors
- Replaceable door gasket
- Accepts Gastronorm pans (not supplied)
- 1/1 Gastronorm cupboards
- 135mm deep polypropylene chopping board
- Gastronorm well with hinged lid, max pan depth 150mm

Technical Specifications

| | |
|------------------------|-----------------|
| Temperature Range (°C) | +2 to +10 |
| Refrigerant | R600a |
| Type of Defrost | Off Cycle |
| Exterior Finish | Stainless steel |
| Interior Finish | Stainless steel |
| Power | 13 Amp |
| Max Ambient | 30°C at 55% RH |
| Climate Class | 4 |

| | Ext. Dimension (WxDxH) (mm) | Int. Dimension (WxDxH) (mm) | Net Weight (kg) | Energy Cons. (kWh/year) | Input Power (W) | Gross/Net Volume (l) | No. of Doors | No. of Shelves | Energy Class |
|-------|-----------------------------|-----------------------------|-----------------|-------------------------|-----------------|----------------------|--------------|----------------|--------------|
| GS92 | 900 x 700 x 877 | 830 x 515 x 526 | 67 | 876 | 155 | 260 / 225 | 2 | 2 | NOT REQUIRED |
| GS365 | 1365 x 700 x 870 | 1295 x 515 x 500 | 110 | 1150 | 235 | / 368 | 3 | 3 | NOT REQUIRED |



Suitable for
Dairy Products



GP92

Product Features

- Fully automatic
- Wet wall with fan assisted cooling
- Adjustable shelves
- Adjustable feet
- Digital controller and temperature display
- Self closing doors
- Replaceable door gasket
- Accepts Gastronorm pans (not supplied)
- 1/1 Gastronorm cupboards
- 481mm deep granite worktop
- Gastronorm well for 5 x 1/6 GN pans max depth 150mm (not supplied)

Technical Specifications

| | |
|------------------------|-----------------|
| Temperature Range (°C) | +2 to +10 |
| Refrigerant | R600a |
| Type of Defrost | Off Cycle |
| Exterior Finish | Stainless steel |
| Interior Finish | Stainless steel |
| Power | 13 Amp |
| Max Ambient | 30°C at 55% RH |
| Climate Class | 4 |

| | Ext. Dimension (WxDxH) (mm) | Int. Dimension (WxDxH) (mm) | Net Weight (kg) | Energy Cons. (kWh/year) | Input Power (W) | Gross/Net Volume (l) | No. of Doors | No. of Shelves | Energy Class |
|------|-----------------------------|-----------------------------|-----------------|-------------------------|-----------------|----------------------|--------------|----------------|--------------|
| GP92 | 900 x 700 x 1100 | 830 x 515 x 500 | 101 | 803 | 230 | 260 / 230 | 2 | 2 | NOT REQUIRED |



Suitable for
Dairy Products



GSS435

GSS20

Product Features

- Fully automatic
- Wet wall with fan assisted cooling
- Adjustable shelves
- Adjustable feet
- Digital controller and temperature display
- Self closing doors
- Replaceable door gasket
- Accepts Gastronorm pans (not supplied)
- 1/1 Gastronorm cupboards
- Gastronorm well with hinged lid, max pan depth 150mm
- Saladette well accepts 1/6, 1/3, 1/9 size pans gastronorm pans 150mm deep

Technical Specifications

| | |
|------------------------|-----------------|
| Temperature Range (°C) | +2 to +10 |
| Refrigerant | R600a |
| Type of Defrost | Off Cycle |
| Exterior Finish | Stainless steel |
| Interior Finish | Stainless steel |
| Power | 13 Amp |
| Max Ambient | 30°C at 55% RH |
| Climate Class | 4 |

| | Ext. Dimension (WxDxH) (mm) | Int. Dimension (WxDxH) (mm) | Net Weight (kg) | Energy Cons. (kWh/year) | Input Power (W) | Gross/Net Volume (l) | No. of Doors | No. of Shelves | Energy Class |
|--------|-----------------------------|-----------------------------|-----------------|-------------------------|-----------------|----------------------|--------------|----------------|--------------|
| GSS20 | 900 x 700 x 985 | 830 x 515 x 500 | 80 | 730 | 155 | 228 / 201 | 2 | 2 | NOT REQUIRED |
| GSS435 | 1365 x 700 x 985 | 1295 x 515 x 500 | 118 | 876 | 175 | 348 / 320 | 3 | 3 | NOT REQUIRED |



Freezer Option Available



Suitable for Dairy Products



Suitable for Fresh Meat

SK610

Only 600mm Deep

SK6210

Description

The TEFCOLD SK range of stainless steel refrigerated counters offer a versatile food preparation station with easy access to refrigerated storage. Available in either 2 or 3 door variants, the range is designed to be 600mm deep to offer flexibility for smaller kitchens and areas with limited space. The SK range comes with adjustable feet as standard, with castors available as an option. Manufactured in high quality 304 stainless steel and suitable for fresh meat, the SK range shares the same premium features as the CK range.

Product Features

- Stainless steel 304
- Ventilated cooling
- Automatic defrost
- Self-closing doors
- Removeable table top
- Adjustable legs
- Castors optional

Technical Specifications

| | |
|------------------------|-----------------|
| Temperature Range (°C) | -2 to +10 |
| Refrigerant | R600a |
| Type of Defrost | Automatic |
| Exterior Finish | Stainless Steel |
| Interior Finish | Stainless Steel |
| Power | 13 Amp |
| Max Ambient | 30°C at 55% RH |
| Climate Class | 4 |

| | Ext. Dimension (WxDxH) (mm) | Int. Dimension (WxDxH) (mm) | Net Weight (kg) | Energy Cons. (kWh/year) | Input Power (W) | Gross/Net Volume (l) | No. of Doors | No. of Shelves | Energy Class |
|--------|-----------------------------|-----------------------------|-----------------|-------------------------|-----------------|----------------------|--------------|----------------|--------------|
| SK6210 | 1360 x 600 x 880 | 902 x 430 x 589 | 94 | 715 | 300 | 240 / 230 | 2 | 2 | B |
| SK6310 | 1795 x 600 x 880 | 1337 x 430 x 589 | 120 | 821 | 300 | 360 / 345 | 3 | 3 | B |



Freezer Option Available



Suitable for Dairy Products



Suitable for Fresh Meat



GC74

GC73

GC72

Product Features

- Fully automatic
- Fan assisted cooling
- Adjustable shelves
- Castors 2 lockable
- Digital controller and temperature display
- Self closing doors
- Replaceable door gasket
- Accepts Gastronorm pans (not supplied)
- 1/1 Gastronorm cupboards
- Splashback

Technical Specifications

| | |
|------------------------|-----------------|
| Temperature Range (°C) | -2 to +10 |
| Refrigerant | R600a |
| Type of Defrost | Automatic |
| Exterior Finish | Stainless steel |
| Interior Finish | Stainless steel |
| Power | 13 Amp |
| Max Ambient | 30°C at 55% RH |
| Climate Class | 4 |

| | Ext. Dimension (WxDxH) (mm) | Int. Dimension (WxDxH) (mm) | Net Weight (kg) | Energy Cons. (kWh/year) | Input Power (W) | Gross/Net Volume (l) | No. of Doors | No. of Shelves | Energy Class |
|------|-----------------------------|-----------------------------|-----------------|-------------------------|-----------------|----------------------|--------------|----------------|--------------|
| GC72 | 1360 x 700 x 980 | 902 x 530 x 589 | 94 | 723 | 300 | 282 / 272 | 2 | 2 | B |
| GC73 | 1795 x 700 x 980 | 1337 x 530 x 589 | 134 | 894 | 300 | 417 / 402 | 3 | 3 | B |
| GC74 | 2230 x 700 x 980 | 1772 x 530 x 589 | 134 | 1445 | 300 | 553 / 476 | 4 | 4 | C |



Freezer Option Available



Suitable for Dairy Products



Suitable for Fresh Meat

PH40

PH30

PH20

Product Features

- Fully automatic
- Fan assisted cooling
- Adjustable shelves
- Castors 2 lockable
- Digital controller and temperature display
- Self closing doors
- High quality catering grade 304 stainless steel
- Replaceable door gasket
- Accepts Gastronorm pans (not supplied)
- 1/1 Gastronorm cupboards

Technical Specifications

| | |
|------------------------|-----------------|
| Temperature Range (°C) | -2 to +8 |
| Refrigerant | R290 R600a |
| Type of Defrost | Off Cycle |
| Exterior Finish | Stainless steel |
| Interior Finish | Stainless steel |
| Power | 13 Amp |
| Max Ambient | 30°C at 55% RH |
| Climate Class | 4 |

| | Ext. Dimension (WxDxH) (mm) | Int. Dimension (WxDxH) (mm) | Net Weight (kg) | Energy Cons. (kWh/year) | Input Power (W) | Gross/Net Volume (l) | No. of Doors | No. of Shelves | Energy Class |
|------|-----------------------------|-----------------------------|-----------------|-------------------------|-----------------|----------------------|--------------|----------------|--------------|
| PH20 | 1360 x 700 x 840 | 822 x 570 x 580 | 105 | 489 | 250 | 280 / 215 | 2 | 2 | A |
| PH30 | 1795 x 700 x 840 | 1257 x 570 x 580 | 170 | 631 | 400 | 420 / 334 | 3 | 3 | A |
| PH40 | 2230 x 700 x 840 | 1692 x 570 x 580 | 235 | 697 | 400 | 560 / 450 | 4 | 4 | A |



Freezer Option Available



Suitable for Dairy Products



Suitable for Fresh Meat



CK7410

CK7310

CK7210

Product Features

- Fully automatic
- Fan assisted cooling
- Adjustable shelves
- Castors 2 lockable
- Digital controller and temperature display
- Self closing doors
- High quality catering grade 304 stainless steel
- Replaceable door gasket
- Accepts Gastronorm pans (not supplied)
- 1/1 Gastronorm cupboards
- Splashback

Technical Specifications

| | |
|------------------------|-----------------|
| Temperature Range (°C) | -2 to +10 |
| Refrigerant | R600a |
| Type of Defrost | Automatic |
| Exterior Finish | Stainless steel |
| Interior Finish | Stainless steel |
| Power | 13 Amp |
| Max Ambient | 30°C at 55% RH |
| Climate Class | 4 |

| | Ext. Dimension (WxDxH) (mm) | Int. Dimension (WxDxH) (mm) | Net Weight (kg) | Energy Cons. (kWh/year) | Input Power (W) | Gross/Net Volume (l) | No. of Doors | No. of Shelves | Energy Class |
|--------|-----------------------------|-----------------------------|-----------------|-------------------------|-----------------|----------------------|--------------|----------------|--------------|
| CK7210 | 1360 x 700 x 980 | 902 x 530 x 589 | 112 | 723 | 300 | 282 / 272 | 2 | 2 | B |
| CK7310 | 1795 x 700 x 980 | 1337 x 530 x 589 | 152 | 894 | 300 | 417 / 402 | 3 | 3 | B |
| CK7410 | 2230 x 700 x 980 | 1772 x 530 x 589 | 174 | 1445 | 300 | 553 / 533 | 4 | 4 | C |



Switchable
Cooler /
Freezer



Suitable for
Dairy Products



Suitable for
Fresh Meat

Set
Drawer As
Chiller Or
Freezer

UD1-3

UD1-2

Description

The super versatile Uni-Drawer system (sometimes called underbroilers, lowboys or chef-bases) allows you to choose to have the drawer as either a chiller or freezer. Ideal for busy kitchens where you require chilled or frozen food immediately to hand for food preparation. Drawers accept gastronorm pans up to 150mm deep (drawers can be used with or without gastronorm pans). Top is suitable for a range of appliances.

Product Features

- Dual temperature, switch between chiller and freezer
- Fan assisted cooling
- Castors 2 lockable
- Digital controller and temperature display
- High quality catering grade 304 stainless steel
- Replaceable drawer gasket
- UD1-2 Accepts 2x 1/1 Gastronorm pans, UD1-3 accepts 3x 1/1 gastro pans in the drawer (max 150mm deep)
- Drawer can be used with or without gastronorm pans
- Max weight per drawer - 50kg. Total weight loading for unit 300kg

Technical Specifications

| | |
|------------------------|-----------------------|
| Temperature Range (°C) | +1 to +4 / -24 to -18 |
| Refrigerant | R290 |
| Type of Defrost | Hot Gas |
| Exterior Finish | Stainless steel |
| Interior Finish | Stainless steel |
| Power | 13 Amp |
| Max Ambient | 40°C at 40% RH |
| Climate Class | 5 |

| | Ext. Dimension (WxDxH) (mm) | Int. Dimension (WxDxH) (mm) | Net Weight (kg) | Energy Cons. (kWh/year) | Input Power (W) | Gross/Net Volume (l) | No. of Doors | No. of Shelves | Energy Class |
|-------|-----------------------------|-----------------------------|-----------------|-------------------------|-----------------|----------------------|--------------|----------------|--------------|
| UD1-2 | 905 x 700 x 600 | 675 x 565 x 205 | 72 | 807 | 270 | 78 / 51 | | | NOT REQUIRED |
| UD1-3 | 1230 x 700 x 600 | 1000 x 565 x 205 | 90 | 872 | 270 | 116 / 77 | | | NOT REQUIRED |



Dual Temperature



Switchable Cooler / Freezer



Suitable for Dairy Products



Suitable for Fresh Meat



UD2-3

UD2-2



Drawers accept gastronorm pans (not supplied) up to 150mm deep

Description

The super versatile Uni-Drawer system (sometimes called underbroilers, lowboys or chef-bases) allows you to choose to have the drawer as either a chiller or freezer. As the drawers of the two drawer version are operated independently, one can be used as a chiller while the other is set as a freezer if required. Ideal for busy kitchens where you require chilled or frozen food immediately to hand for food preparation. Drawers accept gastronorm pans up to 150mm deep (drawers can be used with or without gastronorm pans). Top is suitable for a range of appliances.

Product Features

- Possible to have 1 drawer set as chiller and 1 drawer set for freezer
- Digital controller and temperature display
- Fan assisted cooling
- Castors 2 lockable
- High quality catering grade 304 stainless steel
- Replaceable drawer gasket
- UD2-2 Accepts 2x 1/1 gastro per drawer, UD2-3 accepts 3x 1/1 gastro pans per drawer (max 150mm deep)
- Drawer can be used with or without gastronorm pans
- Max weight per drawer - 50kg. Total weight loading for unit 300kg

Technical Specifications

| | |
|------------------------|-----------------------|
| Temperature Range (°C) | +1 to +4 / -24 to -18 |
| Refrigerant | R290 |
| Type of Defrost | Hot Gas |
| Exterior Finish | Stainless steel |
| Interior Finish | Stainless steel |
| Power | 13 Amp |
| Max Ambient | 40°C at 40% RH |
| Climate Class | 5 |

| | Ext. Dimension (WxDxH) (mm) | Int. Dimension (WxDxH) (mm) | Net Weight (kg) | Energy Cons. (kWh/year) | Input Power (W) | Gross/Net Volume (l) | No. of Doors | No. of Shelves | Energy Class |
|-------|-----------------------------|-----------------------------|-----------------|-------------------------|-----------------|----------------------|--------------|----------------|--------------|
| UD2-2 | 905 x 700 x 865 | 675 x 565 x 205 | 113 | 1336 | 540 | 179 / 102 | | | NOT REQUIRED |
| UD2-3 | 1230 x 700 x 865 | 1000 x 565 x 205 | 131 | 1416 | 540 | 265 / 154 | | | NOT REQUIRED |



Suitable for
Dairy Products



UC5480



UC5360



UC5240

Product Features

- Fully automatic
- Fan assisted cooling
- Low height
- Adjustable feet
- Digital controller and temperature display
- High quality catering grade 304 stainless steel
- Replaceable drawer gasket
- 1/1 Gastronorm drawers

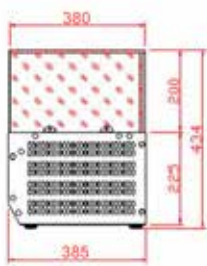
Technical Specifications

| | |
|------------------------|-----------------|
| Temperature Range (°C) | +2 to +8 |
| Refrigerant | R600a |
| Type of Defrost | Automatic |
| Exterior Finish | Stainless steel |
| Interior Finish | Stainless steel |
| Power | 13 Amp |
| Max Ambient | 30°C at 55% RH |
| Climate Class | 4 |

| | Ext. Dimension (WxDxH) (mm) | Net Weight (kg) | Energy Cons. (kWh/year) | Input Power (W) | No. of Drawers | Energy Class |
|--------|--------------------------------|--------------------|----------------------------|--------------------|-------------------|-----------------|
| UC5240 | 1360 x 700 x 680 | 82 | 785 | 300 | 4 | C |
| UC5360 | 1795 x 700 x 680 | 125 | 916 | 300 | 6 | C |
| UC5480 | 2230 x 700 x 680 | 150 | 978 | 300 | 8 | C |



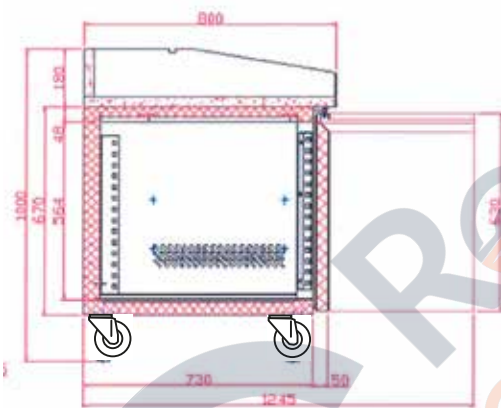
PT1300



PT1200

Dough drawers are ambient

PT1200



Energy rating applies to counter, not topping unit

Product Features

- Fully automatic
- Fan assisted cooling
- Adjustable shelves
- Castors
- Digital controller and temperature display
- Self closing doors
- Replaceable door gasket
- Doors accept 60x40 Euronorm trays (not supplied)
- Granite worktop
- PT1310 has ambient dough drawers to L/H side
- Energy rating and power consumption details apply to base counter, not topping shelf

Technical Specifications

| | |
|------------------------|------------------------|
| Temperature Range (°C) | +2 to +10 |
| Refrigerant | R600a |
| Type of Defrost | Automatic Off Cycle |
| Exterior Finish | Stainless Steel |
| Interior Finish | Stainless Steel |
| Power | 13 Amp |
| Max Ambient | 38°C at 60% RH |
| Climate Class | 4 |

| | Ext. Dimension (WxDxH) (mm) | Int. Dimension (WxDxH) (mm) | Net Weight (kg) | Energy Cons. (kWh/year) | Input Power (W) | Gross/Net Volume (l) | No. of Doors | No. of Shelves | Energy Class |
|--------|-----------------------------|-----------------------------|-----------------|-------------------------|-----------------|----------------------|--------------|----------------|--------------|
| PT1200 | 1510 x 800 x 1415 | 1052 x 630 x 589 | 243 | 847 | 300 | 390 / 370 | 2 | 0 | B |
| PT1300 | 2045 x 800 x 1415 | 1562 x 630 x 589 | 318 | 1332 | 300 | 580 / 565 | 3 | 0 | C |
| PT1310 | 2045 x 800 x 1415 | 1052 x 630 x 589 | 320 | 880 | 300 | 390 / 370 | 2 | 0 | B |



Suitable for Dairy Products



SS7200

Product Features

- Fully automatic
- Fan assisted cooling
- Adjustable shelves
- Castors 2 lockable
- Digital controller and temperature display
- Self closing doors
- High quality catering grade 304 stainless steel
- Replaceable door gasket
- 1/1 Gastronorm cupboards
- SS7200 holds 7x 1/3 size pans, SS7300 holds 9x 1/3 size pans
- Both units now come with 1 single lid to cover pans in top section


Technical Specifications

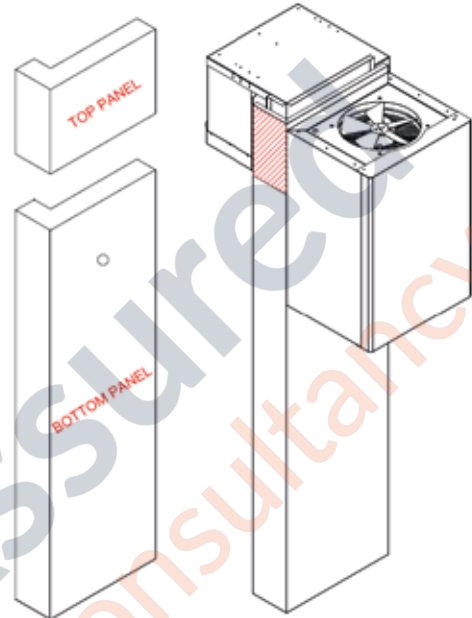
| | |
|------------------------|-----------------|
| Temperature Range (°C) | +2 to +10 |
| Refrigerant | R290 |
| Type of Defrost | Off Cycle |
| Exterior Finish | Stainless steel |
| Interior Finish | Stainless steel |
| Power | 13 Amp |
| Max Ambient | 30°C at 55% RH |
| Climate Class | 4 |

| | Ext. Dimension (WxDxH) (mm) | Int. Dimension (WxDxH) (mm) | Net Weight (kg) | Energy Cons. (kWh/year) | Input Power (W) | Gross/Net Volume (l) | No. of Doors | No. of Shelves | Energy Class |
|--------|-----------------------------|-----------------------------|-----------------|-------------------------|-----------------|----------------------|--------------|----------------|--------------|
| SS7200 | 1360 x 715 x 1080 | 902 x 530 x 589 | 130 | 986 | 300 | 320 / 297 | 2 | 2 | NOT REQUIRED |
| SS7300 | 1795 x 700 x 1050 | 1337 x 530 x 589 | 163 | 1022 | 300 | 429 / 407 | 3 | 3 | NOT REQUIRED |



SS7300
Now supplied with 1 long lid, not 2 split lids





Monoblock (refrigeration system) is installed by replacing the top of the sectionalised panel. Alternatively a room only can be supplied for remote installation (remote system not supplied)

Description

TEFCOLD coldrooms offer the perfect integral storage solution. A quick to build modular style, the refrigeration units come pre-mounted onto a panel, meaning no expert knowledge is required to assemble. With a 13amp plug fitted, the coldrooms can be plugged straight into a standard electrical socket, although we would recommend hard-wiring to prevent the unit being accidentally unplugged. There is no need for cutting or drilling when assembling, panels are easily fitted together with a camlock system. The coldrooms can be used back of house in restaurants, delis, cafes etc and are a great way to create and optimise an efficient refrigerated storage space at a very affordable price. The many different coldroom sizes we offer mean you can find a solution for the space you have. Coldrooms are available as both chiller and freezer models. Shelving is supplied as an optional extra. Flooring is integral, meaning no extras are required.

Product Features

- Fully automatic, fan assisted cooling
- Integral refrigeration system or can be purchased as room only and remote system installed
- Plug-in - ready after assembly
- Pressure release valve
- Easy assembly modular kit
- Door hinge can be reversed to left hand hinge
- Ergonomic handle with safety opening system
- Chiller or freezer options
- 80mm panel insulation on fridge
- 120 mm panel insulation on freezer
- Anti-slip floor in SS304 stainless steel
- Shelving available as accessory (4 tier, 1680mm high)
- Shelf depth 370mm
- Max shelf weight 90kg
- Ramp available as accessory for easy access
- Not suitable for outdoor use
- Not suitable for milk trolleys

Technical Specifications

| | |
|------------------------|-----------------------------------------|
| Temperature Range (°C) | +0 to +8 or -20 to 0 °C |
| Refrigerant | R290 |
| Type of Defrost | Automatic |
| Exterior Finish | White |
| Interior Finish | White with Stainless Floor |
| External Height | 2200mm |
| Internal Height | Cold Room 2040mm Freezer Room 1960mm |
| Power | 13 Amp |
| Max Ambient | 40°C at 40% RH |
| Climate Class | 5 |

Cold Rooms



Rest Assured
Catering Consultancy




Lock



Reversible Door Hinge

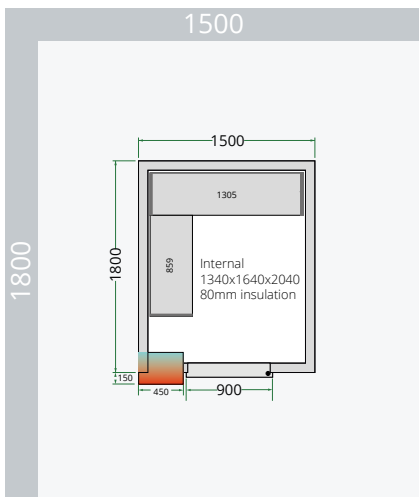


80mm Insulation (Cold Rooms) 120mm Insulation (Freezer Room)

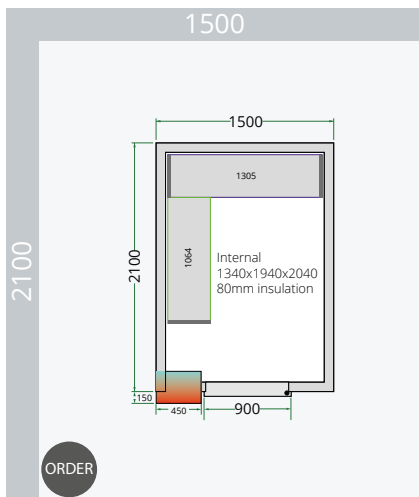


Cam-Lock System For Fast Room Construction

Cold-Rooms

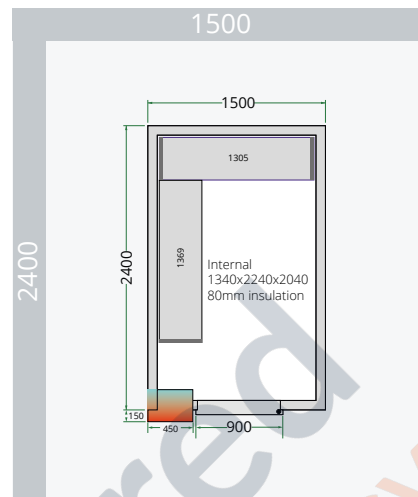


| | |
|------------------|---------------------|
| Model | CRPF1518 |
| Weight | 284 Kg |
| Capacity | 4.48 m ³ |
| Shelf Kit | 45865 |

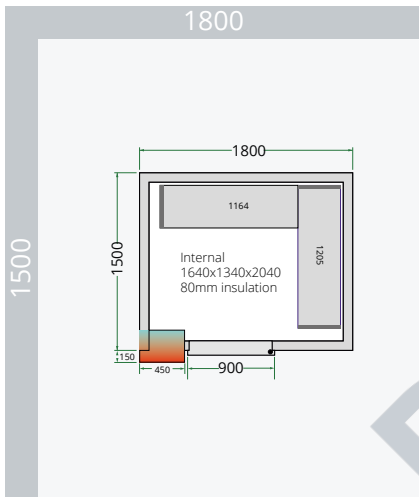


ORDER

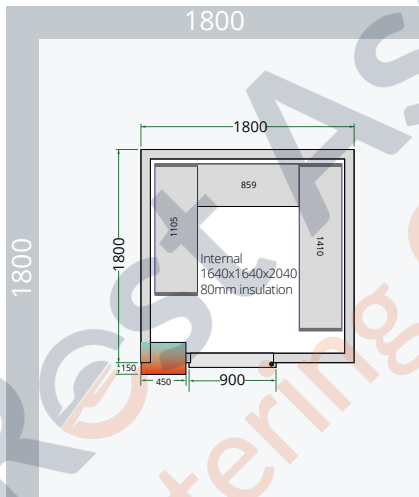
| | |
|------------------|--------------------|
| Model | CRPF1521 |
| Weight | 291 Kg |
| Capacity | 5.3 m ³ |
| Shelf Kit | 45709 |



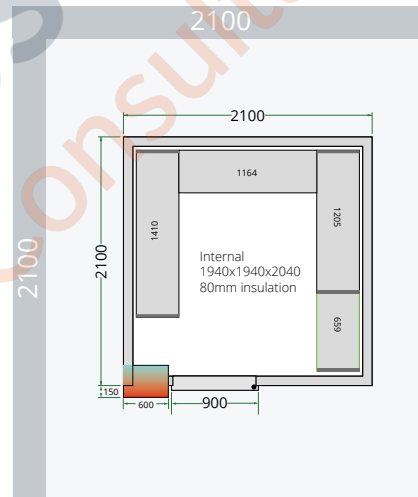
| | |
|------------------|---------------------|
| Model | CRPF1524 |
| Weight | 296 Kg |
| Capacity | 6.12 m ³ |
| Shelf Kit | 45866 |



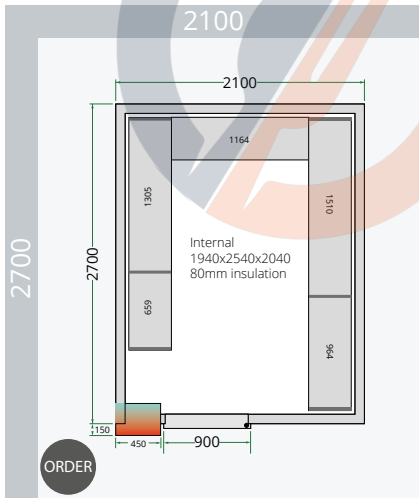
| | |
|------------------|---------------------|
| Model | CRPF1815 |
| Weight | 332 Kg |
| Capacity | 4.48 m ³ |
| Shelf Kit | 45713 |



| | |
|------------------|---------------------|
| Model | CRPF1818 |
| Weight | 445 Kg |
| Capacity | 5.49 m ³ |
| Shelf Kit | 45867 |

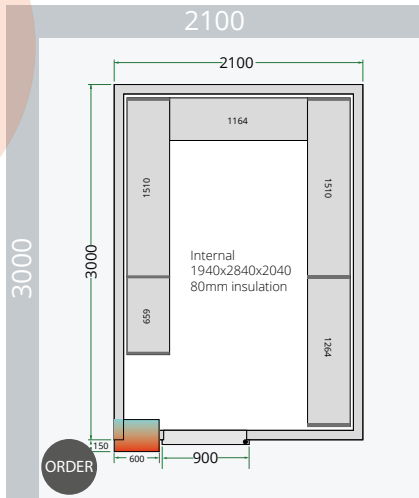


| | |
|------------------|---------------------|
| Model | CRPF2121 |
| Weight | 458 Kg |
| Capacity | 7.68 m ³ |
| Shelf Kit | 44180 |



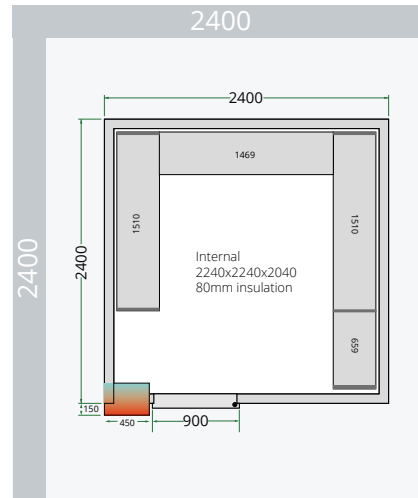
ORDER

| | |
|------------------|----------------------|
| Model | CRPF2127 |
| Weight | 551 Kg |
| Capacity | 10.05 m ³ |
| Shelf Kit | 45720 |



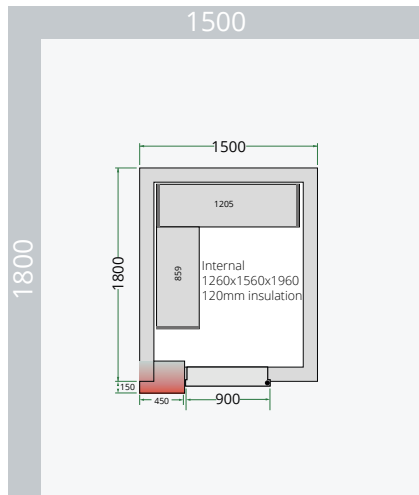
ORDER

| | |
|------------------|----------------------|
| Model | CRPF2130 |
| Weight | 531 Kg |
| Capacity | 11.24 m ³ |
| Shelf Kit | 45724 |

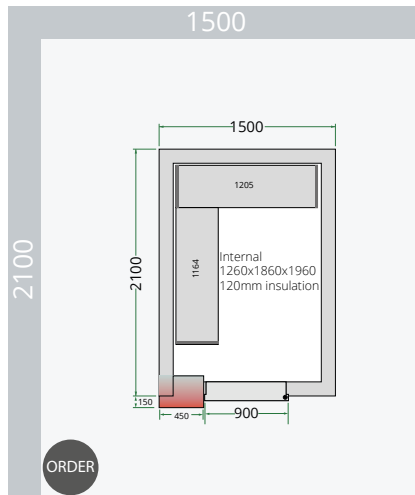


| | |
|------------------|----------------------|
| Model | CRPF2424 |
| Weight | 566 Kg |
| Capacity | 10.24 m ³ |
| Shelf Kit | 45869 |

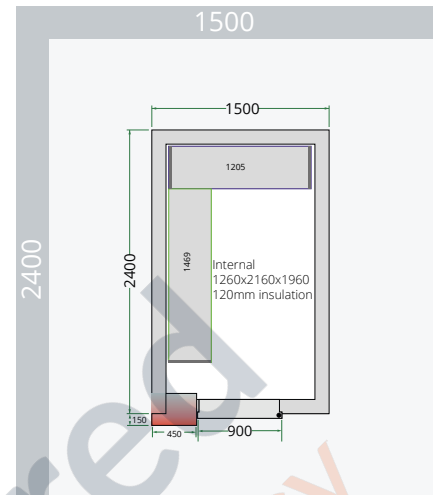
Freezer Rooms



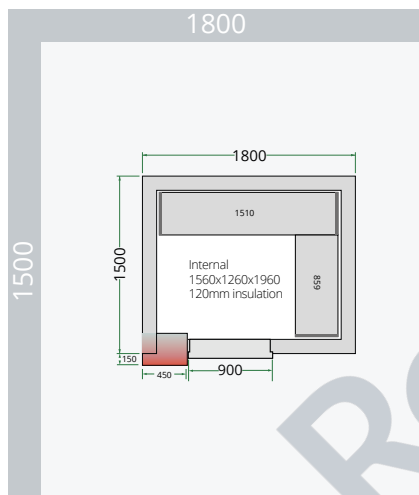
| | |
|------------------|---------------------|
| Model | CRNF1518 |
| Weight | 315 Kg |
| Capacity | 3.85 m ³ |
| Shelf Kit | 45511 |



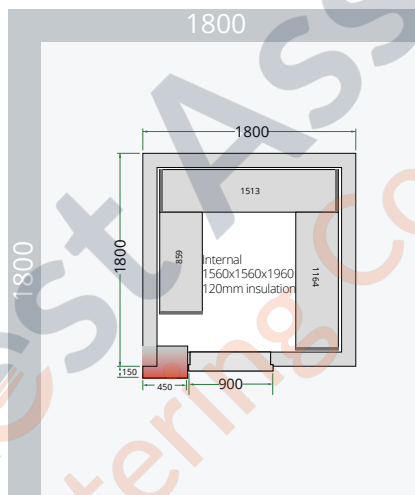
| | |
|------------------|---------------------|
| Model | CRNF1521 |
| Weight | 338 Kg |
| Capacity | 4.59 m ³ |
| Shelf Kit | 45710 |



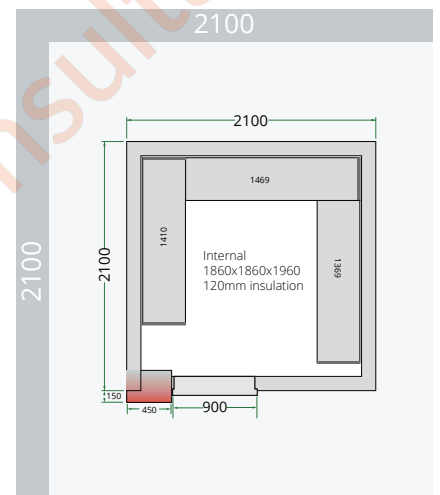
| | |
|------------------|---------------------|
| Model | CRNF1524 |
| Weight | 349 Kg |
| Capacity | 5.33 m ³ |
| Shelf Kit | 45522 |



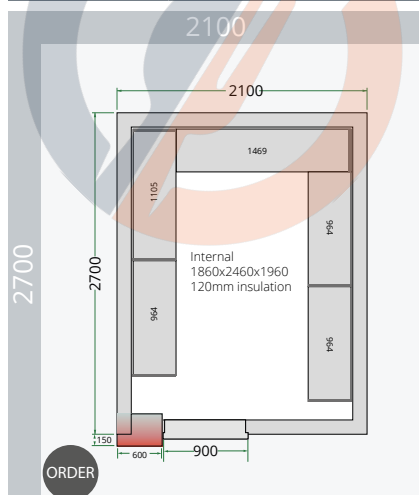
| | |
|------------------|---------------------|
| Model | CRNF1815 |
| Weight | 520 Kg |
| Capacity | 3.85 m ³ |
| Shelf Kit | 45712 |



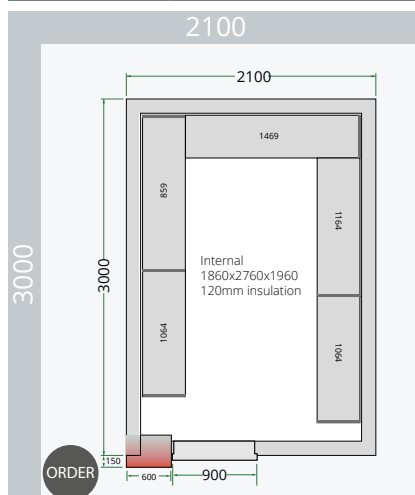
| | |
|------------------|---------------------|
| Model | CRNF1818 |
| Weight | 560 Kg |
| Capacity | 4.77 m ³ |
| Shelf Kit | 45523 |



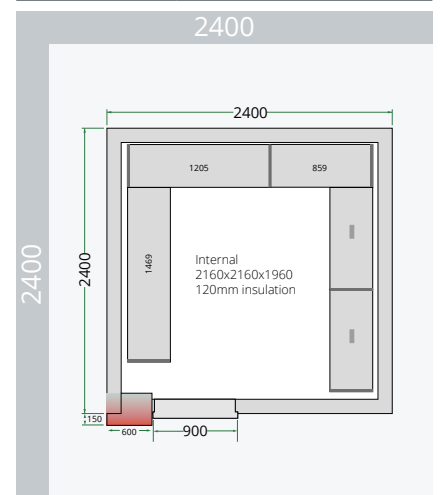
| | |
|------------------|---------------------|
| Model | CRNF2121 |
| Weight | 680 Kg |
| Capacity | 6.78 m ³ |
| Shelf Kit | 45715 |



| | |
|------------------|---------------------|
| Model | CRNF2127 |
| Weight | 720 Kg |
| Capacity | 8.97 m ³ |
| Shelf Kit | 45719 |



| | |
|------------------|----------------------|
| Model | CRNF2130 |
| Weight | 730 Kg |
| Capacity | 10.06 m ³ |
| Shelf Kit | 45721 |



| | |
|------------------|---------------------|
| Model | CRNF2424 |
| Weight | 755 Kg |
| Capacity | 9.14 m ³ |
| Shelf Kit | 45864 |



Rest Assured
Catering Consultancy

Cold-Room Installation




All our coldrooms are supplied as flat panels that require assembly on site. A survey should be completed prior to order to ensure there is clear access, site is suitable and the correct room size selected. This should be completed by a qualified refrigeration engineer.



Requirements for Installation

- Access for parking and unloading of 18 tonne delivery vehicle with access to site for installation.
- Ground floor installation. If the coldroom is not to be installed on a ground floor please speak to us first.
- Suitable single phase 13 amp fixed isolator to be provided by clients electrical contractor, this should be within 1 metre of the coldroom.
- Flat prepared floor. If the floor is not level the room will not fit together correctly.
- Suitable ventilation if required to remove heat generated by the refrigeration system
- Installation Monday to Friday 8am to 5pm. If you require out of hours installation contact us first.
- Rooms are not suitable for outdoor installation.
- Any subsequent visits to finish coldroom installation due to site delays or incorrect site survey not completed by TEFCOLD will incur additional costs.



We can offer site surveys and installations. Please call 01332 850090 for a quote.



RF Range
Page 245-246



Discover our commercial frozen storage solutions for your next project. As a leader in the industry, we offer one of the largest selections of frozen storage solutions, catering to a diverse range of businesses. Our comprehensive selection includes a variety of freezer types to meet customers specific requirements.

We offer chest freezers for economic bulk storage that offer ample space and convenient accessibility. Busy kitchens will benefit from our service and gastronorm freezers, available in different capacities to accommodate different demands and environments and designed to fit seamlessly into you work-flow.

In addition to these options, we also offer specialised freezers to cater to unique demands. Our ice cream tempering freezer is designed specifically for maintaining the perfect temperature and consistency of ice cream products ready for service. For applications requiring extremely low temperatures, we supply specialist low temperature chest freezers that ensure optimal preservation of delicate items.

We offer a range of features and options for our storage freezers. Choose between static or ventilated models to suit your specific freezing requirements. Select from stainless steel or white finishes to match the demands of your kitchen. Decide between auto or manual defrost options based on your preference, budget and operational needs. Many of our cabinets also feature reversible doors, allowing for flexible installation arrangements.

At TEFCOLD, we understand that every business is unique. That's why our wide range of storage freezers caters to every purpose, location, and budget. With our diverse selection and customisable features, you can find the perfect freezer solution.

John Bland
Regional Sales Manager



Frozen Storage



Rest Assured
Catering Consultancy



IC300SD

Product Features

- Flat solid sliding lids
- Static cooling
- Lock
- Castors, 2 lockable
- Digital temperature display
- Defrost drain
- Fan assisted condenser for energy efficiency
- Optional ice cream scooping baskets

Technical Specifications

| | |
|------------------------|----------------|
| Temperature Range (°C) | -24 to -14 |
| Refrigerant | R600a |
| Type of Defrost | Manual |
| Exterior Finish | White |
| Interior Finish | White |
| Power | 13 Amp |
| Max Ambient | 30°C at 55% RH |
| Climate Class | 4 |

| | Ext. Dimension (WxDxH) (mm) | Int. Dimension (WxDxH) (mm) | Net Weight (kg) | Energy Cons. (kWh/year) | Input Power (W) | No. of baskets | Max No. of Baskets (pcs) | Energy Class |
|---------|-----------------------------|-----------------------------|-----------------|-------------------------|-----------------|----------------|--------------------------|---------------------------------------------------------------------------------------|
| IC200SD | 720 x 630 x 892 | 600 x 510 x 655 | 46 | 482 | 98 | 3 | 3 |  |
| IC300SD | 1010 x 630 x 892 | 890 x 510 x 655 | 55 | 602 | 119 | 3 | 4 |  |



Lock



Controller with thermostat, fast-freeze, low temp warning, power on light



White coated interior with curved corners


CF700

Product Features

- Handle with lock
- High temperature alarm
- Thermometer
- Powder coated white steel inner liner
- Defrost water drain
- Baskets
- Castors with brake

Technical Specifications

| | |
|------------------------|---------------------|
| Temperature Range (°C) | -24 to -14 |
| Refrigerant | R600a |
| Type of Defrost | Manual |
| Exterior Finish | White |
| Interior Finish | White painted steel |
| Power | 13 Amp |
| Max Ambient | 30°C at 55% RH |
| Climate Class | 4 |

| | Ext. Dimension (WxDxH) (mm) | Int. Dimension (WxDxH) (mm) | Net Weight (kg) | Energy Cons. (kWh/year) | Input Power (W) | No. of baskets | Max No. of Baskets (pcs) | Energy Class |
|----------|-----------------------------|-----------------------------|-----------------|-------------------------|-----------------|----------------|--------------------------|---------------------------------------------------------------------------------------|
| CF700 SL | 2060 x 716 x 830 | 1935 x 510 x 685 | 114 | 1199 | 277 | 3 | 8 |  |



GM600

GM500

GM400

GM300



Castors








Product Features

- Static cooling
- Lock
- Castors
- Defrost drain
- Mains indicator light
- No Internal Light

Technical Specifications

| | |
|------------------------|----------------|
| Temperature Range (°C) | -24 to -14 |
| Refrigerant | R600a |
| Type of Defrost | Manual |
| Exterior Finish | White |
| Interior Finish | White |
| Power | 13 Amp |
| Max Ambient | 30°C at 55% RH |
| Climate Class | 4 |

| | Ext. Dimension (WxDxH) (mm) | Int. Dimension (WxDxH) (mm) | Net Weight (kg) | Energy Cons. (kWh/year) | Input Power (W) | No. of baskets | Max No. of Baskets (pcs) | Energy Class |
|-------|-----------------------------|-----------------------------|-----------------|-------------------------|-----------------|----------------|--------------------------|---------------------------------------------------------------------------------------|
| GM200 | 734 x 700 x 945 | 610 x 480 x 725 | 43 | 238 | 150 | 2 | 2 |  |
| GM300 | 984 x 700 x 945 | 860 x 480 x 725 | 50 | 270 | 185 | 2 | 4 |  |
| GM400 | 1284 x 700 x 945 | 1160 x 480 x 725 | 62 | 311 | 230 | 2 | 5 |  |
| GM500 | 1504 x 700 x 945 | 1380 x 480 x 725 | 73 | 341 | 230 | 2 | 6 |  |
| GM600 | 1804 x 700 x 945 | 1680 x 480 x 725 | 114 | 381 | 250 | 2 | 7 |  |



Lock



GM600SS

GM500SS

GM400SS

GM300SS



Castors



Product Features

- Static cooling
- Lock
- Castors
- Defrost drain
- Mains indicator light
- No Internal Light


Technical Specifications

| | |
|------------------------|----------------|
| Temperature Range (°C) | -24 to -14 |
| Refrigerant | R600a |
| Type of Defrost | Manual |
| Exterior Finish | White |
| Interior Finish | White |
| Power | 13 Amp |
| Max Ambient | 30°C at 55% RH |
| Climate Class | 4 |

| | Ext. Dimension (WxDxH) (mm) | Int. Dimension (WxDxH) (mm) | Net Weight (kg) | Energy Cons. (kWh/year) | Input Power (W) | No. of baskets | Max No. of Baskets (pcs) | Energy Class |
|---------|-----------------------------|-----------------------------|-----------------|-------------------------|-----------------|----------------|--------------------------|--------------|
| GM200SS | 734 x 700 x 945 | 610 x 480 x 725 | 43 | 238 | 150 | 2 | 2 | F A T G |
| GM300SS | 984 x 700 x 945 | 860 x 480 x 725 | 50 | 270 | 185 | 2 | 4 | F A T G |
| GM400SS | 1284 x 700 x 945 | 1160 x 480 x 725 | 62 | 311 | 230 | 2 | 5 | F A T G |
| GM500SS | 1504 x 700 x 945 | 1380 x 480 x 725 | 73 | 341 | 230 | 2 | 6 | F A T G |
| GM600SS | 1804 x 700 x 945 | 1680 x 480 x 725 | 114 | 381 | 250 | 2 | 7 | F A T G |



Lock



LHF620

LHF540

LHF460

Product Features

- Static cooling
- Lock
- Feet
- Defrost drain
- Mains indicator light
- No Internal Light

Technical Specifications

| | |
|------------------------|----------------|
| Temperature Range (°C) | -22 to -18 |
| Refrigerant | R600a |
| Type of Defrost | Manual |
| Exterior Finish | White |
| Interior Finish | White |
| Power | 13 Amp |
| Max Ambient | 25°C at 60% RH |
| Climate Class | 3 |

| | Ext. Dimension (WxDxH) (mm) | Int. Dimension (WxDxH) (mm) | Net Weight (kg) | Energy Cons. (kWh/year) | Input Power (W) | No. of baskets | Max No. of Baskets (pcs) | Energy Class |
|--------|-----------------------------|-----------------------------|-----------------|-------------------------|-----------------|----------------|--------------------------|--------------|
| LHF460 | 1300 x 730 x 860 | 1186 x 536 x 715 | 68 | 584 | 141 | 2 | 3 | |
| LHF540 | 1500 x 730 x 860 | 1386 x 536 x 715 | 72 | 708 | 211 | 2 | 4 | |
| LHF620 | 1700 x 730 x 860 | 1586 x 536 x 715 | 82 | 738 | 211 | 2 | 4 | |




Lock



LHF620SS



LHF540SS



LHF460SS

Product Features

- Static cooling
- Lock
- Feet
- Defrost drain
- Mains indicator light
- High quality catering grade 304 stainless steel (lid work surface)

Technical Specifications

| | |
|------------------------|--------------------------|
| Temperature Range (°C) | -22 to -18 |
| Refrigerant | R600a |
| Type of Defrost | Manual |
| Exterior Finish | White With Stainless Lid |
| Interior Finish | White |
| Power | 13 Amp |
| Max Ambient | 25°C at 60% RH |
| Climate Class | 3 |

| | Ext. Dimension (WxDxH) (mm) | Int. Dimension (WxDxH) (mm) | Net Weight (kg) | Energy Cons. (kWh/year) | Input Power (W) | No. of baskets | Max No. of Baskets (pcs) | Energy Class |
|----------|-----------------------------|-----------------------------|-----------------|-------------------------|-----------------|----------------|--------------------------|--------------|
| LHF460SS | 1300 x 730 x 860 | 1186 x 536 x 715 | 68 | 584 | 141 | 2 | 3 | C A T G |
| LHF540SS | 1500 x 730 x 860 | 1386 x 536 x 715 | 72 | 708 | 211 | 2 | 4 | C A T G |
| LHF620SS | 1700 x 730 x 860 | 1586 x 536 x 715 | 82 | 738 | 211 | 2 | 4 | C A T G |



Description

A premium range of chest freezers from Elcold, a respected and well established Danish manufacturer. The EL range has built a reputation over the years as being one of the market leading storage freezers. Quality, reliability and efficiency are at the forefront of all Elcold units. The unit comes with internal light, low temperature warning light and fast freeze switch as standard, features that are missing from a lot of cheaper cabinets.

Product Features

- Static cooling
- Lock
- Feet
- Defrost drain
- Interior light
- Mains indicator light
- High temperature warning light
- Fast freeze switch

Technical Specifications

| | |
|------------------------|-------------------------------|
| Temperature Range (°C) | -22 to -18 |
| Refrigerant | R600A (Except EL61/71 - R290) |
| Type of Defrost | Manual |
| Exterior Finish | White |
| Interior Finish | White |
| Power | 13 Amp |
| Max Ambient | 25°C at 60% RH |
| Climate Class | 3 |

| | Ext. Dimension (WxDxH) (mm) | Int. Dimension (WxDxH) (mm) | Net Weight (kg) | Energy Cons. (kWh/year) | Input Power (W) | No. of baskets | Max No. of Baskets (pcs) | Energy Class |
|------|-----------------------------|-----------------------------|-----------------|-------------------------|-----------------|----------------|--------------------------|--------------|
| EL22 | 720 x 730 x 860 | 606 x 536 x 715 | 43 | 344 | 125 | 1 | 1 | B A T G |
| EL35 | 1050 x 730 x 860 | 936 x 536 x 715 | 54 | 447 | 141 | 2 | 2 | B A T G |
| EL45 | 1300 x 730 x 860 | 1186 x 536 x 715 | 64 | 584 | 146 | 2 | 3 | B A T G |
| EL53 | 1500 x 730 x 860 | 1386 x 536 x 715 | 67 | 708 | 211 | 3 | 4 | B A T G |
| EL61 | 1700 x 730 x 860 | 1586 x 536 x 715 | 77 | 737 | 211 | 3 | 4 | B A T G |
| EL71 | 1800 x 770 x 860 | 1686 x 576 x 715 | 85 | 1167 | 245 | 3 | 6 | C A T G |



Description







A premium range of chest freezers from Elcold, a respected and well established Danish manufacturer. The EL range has built a reputation over the years as being one of the market leading storage freezers. Quality, reliability and efficiency are at the forefront of all Elcold units. The unit comes with internal light, low temperature warning light and fast freeze switch as standard, features that are missing from a lot of cheaper cabinets.


Product Features

- Static cooling
- Lock
- Feet
- Defrost drain
- Interior light
- Mains indicator light
- High temperature warning light
- Fast freeze switch

Technical Specifications

| | |
|------------------------|-------------------------------|
| Temperature Range (°C) | -22 to -18 |
| Refrigerant | R600A (Except EL61/71 - R290) |
| Type of Defrost | Manual |
| Exterior Finish | White With Stainless Lid |
| Interior Finish | White |
| Power | 13 Amp |
| Max Ambient | 25°C at 60% RH |
| Climate Class | 3 |

| | Ext. Dimension (WxDxH) (mm) | Int. Dimension (WxDxH) (mm) | Net Weight (kg) | Energy Cons. (kWh/year) | Input Power (W) | No. of baskets | Max No. of Baskets (pcs) | Energy Class |
|--------|-----------------------------|-----------------------------|-----------------|-------------------------|-----------------|----------------|--------------------------|---------------------------------------------------------------------------------------|
| EL22SS | 720 x 730 x 860 | 606 x 536 x 715 | 43 | 344 | 124 | 1 | 1 |  |
| EL35SS | 1050 x 730 x 860 | 936 x 536 x 715 | 54 | 447 | 141 | 2 | 2 |  |
| EL45SS | 1300 x 730 x 860 | 1186 x 536 x 715 | 64 | 584 | 146 | 2 | 3 |  |
| EL53SS | 1500 x 730 x 860 | 1386 x 536 x 715 | 67 | 708 | 211 | 3 | 4 |  |
| EL61SS | 1700 x 730 x 860 | 1586 x 536 x 715 | 77 | 737 | 211 | 3 | 4 |  |
| EL71SS | 1800 x 770 x 860 | 1686 x 576 x 715 | 85 | 1167 | 245 | 3 | 6 |  |



Product Features

- Static cooling
- Lock
- Castors
- Digital controller and temperature display
- 80mm insulation
- Defrost drain

Technical Specifications

| | |
|------------------------|----------------|
| Temperature Range (°C) | -45 to -5 |
| Refrigerant | R290 |
| Type of Defrost | Manual |
| Exterior Finish | White |
| Interior Finish | White |
| Power | 13 Amp |
| Max Ambient | 25°C at 60% RH |
| Climate Class | 3 |

| | Ext. Dimension (WxDxH) (mm) | Int. Dimension (WxDxH) (mm) | Net Weight (kg) | Energy Cons. (kWh/year) | Input Power (W) | No. of baskets | Max No. of Baskets (pcs) | Energy Class |
|---------|-----------------------------|-----------------------------|-----------------|-------------------------|-----------------|----------------|--------------------------|--------------|
| SE10-45 | 734 x 705 x 945 | 570 x 440 x 705 | 49 | 1259 | 250 | 1 | 2 | NOT REQUIRED |
| SE20-45 | 984 x 705 x 945 | 820 x 440 x 705 | 57 | 1296 | 300 | 1 | 3 | NOT REQUIRED |
| SE30-45 | 1284 x 705 x 945 | 1120 x 440 x 705 | 71 | 1880 | 500 | 1 | 5 | NOT REQUIRED |
| SE40-45 | 1504 x 705 x 945 | 1340 x 440 x 705 | 78 | 2015 | 600 | 1 | 6 | NOT REQUIRED |



Lock



Low Temperature
-45°C






EL51LT

Product Features

- Static cooling
- Lock
- Feet
- Digital controller and temperature display
- Temperature alarm (visual only)
- 100mm insulation
- Defrost drain
- Baskets optional extra POA

Technical Specifications

| | |
|------------------------|--------------------|
| Temperature Range (°C) | -45 to -10 |
| Refrigerant | R290 |
| Type of Defrost | Manual |
| Exterior Finish | White |
| Interior Finish | White Coated Steel |
| Power | 13 Amp |
| Max Ambient | 30°C at 55% RH |
| Climate Class | 4 |

| | Ext. Dimension (WxDxH) (mm) | Int. Dimension (WxDxH) (mm) | Net Weight (kg) | Energy Cons. (kWh/year) | Input Power (W) | No. of baskets | Max No. of Baskets (pcs) | Energy Class |
|--------|-----------------------------|-----------------------------|-----------------|-------------------------|-----------------|----------------|--------------------------|---------------------------------------------------------------------------------------|
| EL11LT | 725 x 730 x 865 | 520 x 450 x 650 | 46 | 377 | 210 | 0 | 2 |  |
| EL21LT | 1055 x 730 x 865 | 850 x 450 x 650 | 59 | 539 | 340 | 0 | 3 |  |
| EL31LT | 1305 x 730 x 865 | 1100 x 450 x 650 | 67 | 555 | 380 | 0 | 4 |  |
| EL41LT | 1505 x 730 x 865 | 1300 x 450 x 650 | 74 | 651 | 400 | 0 | 5 |  |
| EL51LT | 1705 x 730 x 865 | 1500 x 450 x 650 | 80 | 725 | 420 | 0 | 5 |  |



UF200S



UF200



Cooler Option Available



Lock

Product Features

- Integrated handle
- Reversible solid door
- Electronic thermostat
- Fixed freezing shelves
- Adjustable feet with rollers to rear

Technical Specifications

| | |
|------------------------|--------------------------|
| Temperature Range (°C) | -24 to -10 |
| Refrigerant | R600a |
| Type of Defrost | Manual |
| Exterior Finish | White or Stainless Steel |
| Interior Finish | White ABS |
| Power | 13 Amp |
| Max Ambient | 30°C at 55% RH |
| Climate Class | 4 |

| | Ext. Dimension (WxDxH) (mm) | Int. Dimension (WxDxH) (mm) | Net Weight (kg) | Energy Cons. (kWh/year) | Input Power (W) | Gross/Net Volume (l) | No. of Doors | No. of Shelves | Energy Class |
|--------|-----------------------------|-----------------------------|-----------------|-------------------------|-----------------|----------------------|--------------|----------------|--------------|
| UF200 | 600 x 585 x 855 | 484 x 470 x 620 | 47 | 438 | 105 | 200 / 120 | 1 | 2 | NOT REQUIRED |
| UF200S | 600 x 585 x 855 | 484 x 470 x 620 | 47 | 438 | 105 | 200 / 120 | 1 | 2 | NOT REQUIRED |



Lock



UF200V



UF200VS



Ventilated cooling



Lock

Product Features

- Integrated handle
- Reversible solid door
- Electronic thermostat
- Automatic defrost
- Adjustable shelves
- Ventilated cooling
- Lock

Technical Specifications

| | |
|------------------------|--------------------------|
| Temperature Range (°C) | -24 to -10 |
| Refrigerant | R290 |
| Type of Defrost | Automatic |
| Exterior Finish | White or Stainless Steel |
| Interior Finish | White ABS |
| Power | 13 Amp |
| Max Ambient | 30°C at 55% RH |
| Climate Class | 4 |

| | Ext. Dimension (WxDxH) (mm) | Int. Dimension (WxDxH) (mm) | Net Weight (kg) | Energy Cons. (kWh/year) | Input Power (W) | Gross/Net Volume (l) | No. of Doors | No. of Shelves | Energy Class |
|---------|-----------------------------|-----------------------------|-----------------|-------------------------|-----------------|----------------------|--------------|----------------|--------------|
| UF200V | 600 x 600 x 850 | 484 x 470 x 610 | 47 | 592 | 180 | 200 / 120 | 1 | 3 | A |
| UF200VS | 600 x 600 x 850 | 484 x 470 x 610 | 47 | 592 | 180 | 200 / 120 | 1 | 3 | A |



Product Features

- Static cooling
- Lock
- Fixed shelves
- Adjustable feet
- Digital temperature display

Technical Specifications

| | |
|------------------------|----------------|
| Temperature Range (°C) | -24 to -14 |
| Refrigerant | R290 |
| Type of Defrost | Manual |
| Exterior Finish | White |
| Interior Finish | White |
| Power | 13 Amp |
| Max Ambient | 30°C at 55% RH |
| Climate Class | 4 |



New Product



Static cooled fixed shelves

| | Ext. Dimension (WxDxH) (mm) | Int. Dimension (WxDxH) (mm) | Net Weight (kg) | Energy Cons. (kWh/year) | Input Power (W) | Gross/Net Volume (l) | No. of Doors | No. of Shelves | Energy Class |
|-----------|-----------------------------|-----------------------------|-----------------|-------------------------|-----------------|----------------------|--------------|----------------|--------------|
| UFFS371SD | 595 x 600 x 1840 | 475 x 440 x 1550 | 95 | 664 | 270 | 300 / 270 | 1 | 6 | B |





Cooler Option Available



Lock

UF400S

UF400

Product Features

- Integrated handle
- Reversible solid door
- Electronic thermostat
- Fixed freezing shelves
- Lock
- Adjustable feet with rollers to rear
- Digital temperature display

Technical Specifications

| | |
|------------------------|--------------------------|
| Temperature Range (°C) | -24 to -10 |
| Refrigerant | R600a |
| Type of Defrost | Manual |
| Exterior Finish | White or Stainless Steel |
| Interior Finish | White ABS |
| Power | 13 Amp |
| Max Ambient | 30°C at 55% RH |
| Climate Class | 4 |

| | Ext. Dimension (WxDxH) (mm) | Int. Dimension (WxDxH) (mm) | Net Weight (kg) | Energy Cons. (kWh/year) | Input Power (W) | Gross/Net Volume (l) | No. of Doors | No. of Shelves | Energy Class |
|--------|-----------------------------|-----------------------------|-----------------|-------------------------|-----------------|----------------------|--------------|----------------|--------------|
| UF400 | 600 x 585 x 1855 | 484 x 470 x 1620 | 80 | 840 | 150 | 400 / 340 | 1 | 6 | NOT REQUIRED |
| UF400S | 600 x 585 x 1855 | 484 x 470 x 1620 | 80 | 840 | 150 | 400 / 340 | 1 | 6 | NOT REQUIRED |



UF400



UF400VS



UF400V



Cooler Option Available



Lock





Ventilated Cooling

Product Features

- Stainless steel cabinet
- Integrated handle
- Reversible solid door
- Electronic thermostat
- Automatic defrost
- Adjustable shelves
- Ventilated cooling
- Lock
- Adjustable feet with rollers to rear

Technical Specifications

| | |
|------------------------|--------------------------|
| Temperature Range (°C) | -24 to -10 |
| Refrigerant | R290 |
| Type of Defrost | Automatic |
| Exterior Finish | White or Stainless Steel |
| Interior Finish | White ABS |
| Power | 13 Amp |
| Max Ambient | 30°C at 55% RH |
| Climate Class | 4 |

| | Ext. Dimension (WxDxH) (mm) | Int. Dimension (WxDxH) (mm) | Net Weight (kg) | Energy Cons. (kWh/year) | Input Power (W) | Gross/Net Volume (l) | No. of Doors | No. of Shelves | Energy Class |
|---------|-----------------------------|-----------------------------|-----------------|-------------------------|-----------------|----------------------|--------------|----------------|---------------------------------------------------------------------------------------|
| UF400V | 600 x 585 x 1855 | 484 x 470 x 1620 | 80 | 2000 | 300 | 400 / 340 | 1 | 4 |  |
| UF400VS | 600 x 585 x 1855 | 484 x 470 x 1620 | 80 | 2000 | 300 | 400 / 340 | 1 | 4 |  |



Cooler Option
Available



Lock



UF600

UF600S



Designed for GN1/1
pans, not supplied

Product Features

- Integrated handle
- Reversible solid door
- Electronic thermostat
- Fixed freezing shelves
- Adjustable feet with rollers to rear
- Digital temperature display

Technical Specifications

| | |
|------------------------|--------------------------|
| Temperature Range (°C) | -24 to -10 |
| Refrigerant | R600a |
| Type of Defrost | Manual |
| Exterior Finish | White or Stainless Steel |
| Interior Finish | White ABS |
| Power | 13 Amp |
| Max Ambient | 30°C at 55% RH |
| Climate Class | 4 |

| | Ext. Dimension (WxDxH) (mm) | Int. Dimension (WxDxH) (mm) | Net Weight (kg) | Energy Cons. (kWh/year) | Input Power (W) | Gross/Net Volume (l) | No. of Doors | No. of Shelves | Energy Class |
|--------|--------------------------------|--------------------------------|--------------------|----------------------------|--------------------|-------------------------|-----------------|-------------------|-----------------|
| UF600 | 777 x 695 x 1895 | 653 x 580 x 1680 | 107 | 818 | 190 | 605 / 555 | 1 | 6 | NOT REQUIRED |
| UF600S | 777 x 695 x 1895 | 653 x 580 x 1680 | 107 | 818 | 190 | 605 / 555 | 1 | 6 | NOT REQUIRED |



UF700V



UF700VS



Cooler Option Available





Lock

Product Features

- Integrated handle
- Reversible solid door
- Electronic thermostat
- Automatic defrost
- Adjustable shelves GN2/1
- Ventilated cooling
- Lock
- Digital temperature display

Technical Specifications

| | |
|------------------------|--------------------------|
| Temperature Range (°C) | -24 to -10 |
| Refrigerant | R290 |
| Type of Defrost | Electric |
| Exterior Finish | White or Stainless Steel |
| Interior Finish | White ABS |
| Power | 13 Amp |
| Max Ambient | 30°C at 55% RH |
| Climate Class | 4 |

| | Ext. Dimension (WxDxH) (mm) | Int. Dimension (WxDxH) (mm) | Net Weight (kg) | Energy Cons. (kWh/year) | Input Power (W) | Gross/Net Volume (l) | No. of Doors | No. of Shelves | Energy Class |
|---------|-----------------------------|-----------------------------|-----------------|-------------------------|-----------------|----------------------|--------------|----------------|---------------------------------------------------------------------------------------|
| UF700V | 777 x 730 x 1970 | 653 x 581 x 1660 | 113 | 2684 | 540 | 641 / 440 | 1 | 3 |  |
| UF700VS | 777 x 730 x 1970 | 653 x 581 x 1660 | 113 | 2684 | 540 | 641 / 440 | 1 | 3 |  |

Product Features

- Fan assisted cooling
- Lock
- Adjustable shelves
- Adjustable feet
- Digital controller and temperature display
- Replaceable door gasket

Technical Specifications

| | |
|------------------------|-----------------|
| Temperature Range (°C) | -24 to -10 |
| Refrigerant | R290 |
| Type of Defrost | Manual |
| Exterior Finish | Stainless steel |
| Interior Finish | Stainless steel |
| Power | 13 Amp |
| Max Ambient | 30°C at 55% RH |
| Climate Class | 4 |




Cooler Option
Available



Lock



RF500

| | Ext. Dimension (WxDxH) (mm) | Int. Dimension (WxDxH) (mm) | Net Weight (kg) | Energy Cons. (kWh/year) | Input Power (W) | Gross/Net Volume (l) | No. of Doors | No. of Shelves | Energy Class |
|-------|--------------------------------|--------------------------------|--------------------|----------------------------|--------------------|-------------------------|-----------------|-------------------|---------------------------------------------------------------------------------------|
| RF500 | 680 x 700 x 1900 | 560 x 553 x 1380 | 135 | 1869 | 490 | 450 / 429 | 1 | 3 |  |



LABOR 70 RS/RV

Description

The ISA Labor static cooled freezer is ideal for storage and tempering of ice cream and gelato. The unit allows storage of up to 66x 5 litre Napoli pans. It can also be used to store ice cream at ready to serve temperature, ready to go straight into the ice cream display. Ideal for the busy ice cream or gelato parlour

Product Features

- For storage and tempering of ice cream and gelato
- Accepts 65 x 5ltr Napoli pans (pans not supplied)
- Adjustable shelves
- Digital controller and temperature display
- Self closing doors
- Replaceable door gasket
- Lock
- Adjustable feet for levelling

Technical Specifications

| | |
|------------------------|-----------------|
| Temperature Range (°C) | -18 to -14 |
| Refrigerant | R290 |
| Type of Defrost | Manual |
| Exterior Finish | Stainless Steel |
| Interior Finish | Stainless Steel |
| Power | 13 Amp |
| Max Ambient | 30°C at 55% RH |
| Climate Class | 5 |

| | Ext. Dimension (WxDxH) (mm) | Int. Dimension (WxDxH) (mm) | Net Weight (kg) | Energy Cons. (kWh/year) | Input Power (W) | Gross/Net Volume (l) | No. of Doors | No. of Shelves | Energy Class |
|----------------|-----------------------------|-----------------------------|-----------------|-------------------------|-----------------|----------------------|--------------|----------------|--------------|
| LABOR 70 RS/RV | 710 x 951 x 2090 | 800 x 545 x 1470 | 148 | 2241 | 450 | 641 / 522 | 1 | 5 | D |



Cooler Option Available



Lock






Product Features

- Fully automatic
- Fan assisted cooling
- Adjustable shelves
- Lock
- Castors 2 lockable
- Digital controller and temperature display
- Self closing doors with stay open feature
- Replaceable door gasket

Technical Specifications

| | |
|------------------------|-----------------|
| Temperature Range (°C) | -22 to -17 |
| Refrigerant | R290 |
| Type of Defrost | Electric |
| Exterior Finish | Stainless steel |
| Interior Finish | Stainless steel |
| Power | 13 Amp |
| Max Ambient | 30°C at 55% RH |
| Climate Class | 4 |


| | Ext. Dimension (WxDxH) (mm) | Int. Dimension (WxDxH) (mm) | Net Weight (kg) | Energy Cons. (kWh/year) | Input Power (W) | Gross/Net Volume (l) | No. of Doors | No. of Shelves | Energy Class |
|---------|-----------------------------|-----------------------------|-----------------|-------------------------|-----------------|----------------------|--------------|----------------|---------------------------------------------------------------------------------------|
| CAF410 | 600 x 745 x 1950 | 500 x 540 x 1380 | 90 | 2640 | 450 | 410 / 300 | 1 | 3 |  |
| CAF900 | 1200 x 745 x 1950 | 1100 x 540 x 1380 | 135 | 3347 | 750 | 900 / 660 | 2 | 6 |  |
| CAF1390 | 1800 x 745 x 1950 | 1700 x 540 x 1380 | 190 | 4307 | 900 | 1390 / 1005 | 3 | 9 |  |



Cooler Option Available



Lock



Adjustable shelves



Ventilated cooling

GUF70

Product Features

- Fully automatic
- Fan assisted cooling
- Lock
- Adjustable shelves
- Castors 2 lockable
- Interior light
- Digital controller and temperature display
- Self closing doors with stay open feature for ease of loading
- Replaceable door gasket
- Accepts 2/1 Gastronorm shelves/pans (pans not supplied)

Technical Specifications

| | |
|------------------------|-----------------|
| Temperature Range (°C) | -24 to -18 |
| Refrigerant | R290 |
| Type of Defrost | Electric |
| Exterior Finish | Stainless steel |
| Interior Finish | Stainless Steel |
| Power | 13 Amp |
| Max Ambient | 30°C at 55% RH |
| Climate Class | 4 |

| | Ext. Dimension (WxDxH) (mm) | Int. Dimension (WxDxH) (mm) | Net Weight (kg) | Energy Cons. (kWh/year) | Input Power (W) | Gross/Net Volume (l) | No. of Doors | No. of Shelves | Energy Class |
|-------|-----------------------------|-----------------------------|-----------------|-------------------------|-----------------|----------------------|--------------|----------------|---------------------------------------------------------------------------------------|
| GUF70 | 680 x 845 x 2000 | 560 x 680 x 1380 | 120 | 2128 | 565 | 544 / 507 | 1 | 3 |  |



Cooler Option
Available



Freezer Option
Available



Lock



GUF140

Product Features

- Fully automatic
- Fan assisted cooling
- Lock
- Adjustable shelves (split level)
- Castors
- Digital controller and temperature display
- Replaceable door gasket
- Accepts 2/1 Gastronorm shelves/pans

Technical Specifications

| | |
|------------------------|-----------------|
| Temperature Range (°C) | -24 to -18 |
| Refrigerant | R290 |
| Type of Defrost | Electric |
| Exterior Finish | Stainless steel |
| Interior Finish | Stainless Steel |
| Power | 13 Amp |
| Max Ambient | 30°C at 55% RH |
| Climate Class | 4 |

| | Ext. Dimension (WxDxH) (mm) | Int. Dimension (WxDxH) (mm) | Net Weight (kg) | Energy Cons. (kWh/year) | Input Power (W) | Gross/Net Volume (l) | No. of Doors | No. of Shelves | Energy Class |
|--------|--------------------------------|--------------------------------|--------------------|----------------------------|--------------------|-------------------------|-----------------|-------------------|-----------------|
| GUF140 | 1340 x 845 x 2000 | 1220 x 680 x 1380 | 140 | 3011 | 730 | 1166 / 1090 | 2 | 6 | D |



Cooler Option Available



Lock


CAF650

Product Features

- Fully automatic
- Fan assisted cooling
- Lock
- Adjustable shelves
- Castors 2 lockable
- Interior light
- Digital controller and temperature display
- Self closing doors with stay open feature
- High quality catering grade 304 stainless steel
- Replaceable door gasket
- Accepts 2/1 Gastronorm shelves/pans (pans not supplied)

Technical Specifications

| | |
|------------------------|-----------------|
| Temperature Range (°C) | -22 to -17 |
| Refrigerant | R290 |
| Type of Defrost | Hot Gas |
| Exterior Finish | Stainless steel |
| Interior Finish | Stainless steel |
| Power | 13 Amp |
| Max Ambient | 30°C at 55% RH |
| Climate Class | 4 |

| | Ext. Dimension (WxDxH) (mm) | Int. Dimension (WxDxH) (mm) | Net Weight (kg) | Energy Cons. (kWh/year) | Input Power (W) | Gross/Net Volume (l) | No. of Doors | No. of Shelves | Energy Class |
|--------|-----------------------------|-----------------------------|-----------------|-------------------------|-----------------|----------------------|--------------|----------------|---------------------------------------------------------------------------------------|
| CAF650 | 730 x 845 x 2130 | 610 x 635 x 1540 | 120 | 1821 | 600 | 670 / 455 | 1 | 3 |  |



Cooler Option Available



Lock




CAF1250

Product Features

- Fully automatic
- Fan assisted cooling
- Lock
- Adjustable shelves (split level)
- Castors 2 lockable
- Interior light
- Digital controller and temperature display
- Self closing doors with stay open feature
- High quality catering grade 304 stainless steel
- Replaceable door gasket
- Accepts 2/1 Gastronorm shelves/pans (pans not supplied)

Technical Specifications

| | |
|------------------------|-----------------|
| Temperature Range (°C) | -22 to -17 |
| Refrigerant | R290 |
| Type of Defrost | Hot Gas |
| Exterior Finish | Stainless steel |
| Interior Finish | Stainless steel |
| Power | 13 Amp |
| Max Ambient | 30°C at 55% RH |
| Climate Class | 4 |

| | Ext. Dimension (WxDxH) (mm) | Int. Dimension (WxDxH) (mm) | Net Weight (kg) | Energy Cons. (kWh/year) | Input Power (W) | Gross/Net Volume (l) | No. of Doors | No. of Shelves | Energy Class |
|---------|-----------------------------|-----------------------------|-----------------|-------------------------|-----------------|----------------------|--------------|----------------|---------------------------------------------------------------------------------------|
| CAF1250 | 1314 x 845 x 2130 | 1194 x 635 x 1540 | 185 | 2989 | 950 | 1300 / 940 | 2 | 6 |  |



Cooler Option Available



Lock

RF710

Product Features

- Fully automatic
- Fan assisted cooling
- Lock
- Adjustable shelves
- Castors 2 lockable
- Digital controller and temperature display
- High quality catering grade 304 stainless steel
- Replaceable door gasket
- Accepts 2/1 Gastronorm shelves/pans

Technical Specifications

| | |
|------------------------|-----------------|
| Temperature Range (°C) | -24 to -18 |
| Refrigerant | R290 |
| Type of Defrost | Electric |
| Exterior Finish | Stainless steel |
| Interior Finish | Stainless steel |
| Power | 13 Amp |
| Max Ambient | 30°C at 55% RH |
| Climate Class | 4 |

| | Ext. Dimension (WxDxH) (mm) | Int. Dimension (WxDxH) (mm) | Net Weight (kg) | Energy Cons. (kWh/year) | Input Power (W) | Gross/Net Volume (l) | No. of Doors | No. of Shelves | Energy Class |
|-------|-----------------------------|-----------------------------|-----------------|-------------------------|-----------------|----------------------|--------------|----------------|---------------------------------------------------------------------------------------|
| RF710 | 740 x 830 x 2010 | 533 x 700 x 1400 | 148 | 2623 | 650 | 520 / 480 | 1 | 3 |  |



Cooler Option Available



Lock



RF1420

Product Features

- Fully automatic
- Fan assisted cooling
- Lock
- Adjustable shelves (split level)
- Castors
- Digital controller and temperature display
- High quality catering grade 304 stainless steel
- Replaceable door gasket
- Accepts 2/1 Gastronorm shelves/pans

Technical Specifications

| | |
|------------------------|-----------------|
| Temperature Range (°C) | -24 to -18 |
| Refrigerant | R290 |
| Type of Defrost | Electric |
| Exterior Finish | Stainless steel |
| Interior Finish | Stainless steel |
| Power | 13 Amp |
| Max Ambient | 30°C at 55% RH |
| Climate Class | 4 |

| | Ext. Dimension (WxDxH) (mm) | Int. Dimension (WxDxH) (mm) | Net Weight (kg) | Energy Cons. (kWh/year) | Input Power (W) | Gross/Net Volume (l) | No. of Doors | No. of Shelves | Energy Class |
|--------|-----------------------------|-----------------------------|-----------------|-------------------------|-----------------|----------------------|--------------|----------------|--------------|
| RF1420 | 1480 x 850 x 2010 | 1360 x 685 x 1396 | 224 | 4555 | 730 | 1410 / 1325 | 2 | 6 | D |



Cooler Option
Available



Only
600mm
Deep

SK6310BT

SK6210BT

Description



The TEFCOLD SK-BT range of stainless steel freezer counters offer a versatile food preparation station with easy access to frozen storage. Available in either 2 or 3 door variants, the range is designed to be 600mm deep to offer flexibility for smaller kitchens and areas with limited space. The SK-BT range comes with adjustable feet as standard, with castors available as an option. Manufactured in high quality 304 stainless steel and suitable for fresh meat, the SK-BT range shares the same premium features as the existing CF range.

Product Features

- Fully automatic
- Fan assisted cooling
- Adjustable shelves
- Self-closing doors
- High grad 304 stainless steel
- Adjustable legs

Technical Specifications

| | |
|------------------------|-----------------|
| Temperature Range (°C) | -20 to -10 |
| Refrigerant | R290 |
| Type of Defrost | Automatic |
| Exterior Finish | Stainless Steel |
| Interior Finish | Stainless Steel |
| Power | 13 Amp |
| Max Ambient | 30°C at 55% RH |
| Climate Class | 4 |

| | Ext. Dimension (WxDxH) (mm) | Int. Dimension (WxDxH) (mm) | Net Weight (kg) | Energy Cons. (kWh/year) | Input Power (W) | Gross/Net Volume (l) | No. of Doors | No. of Shelves | Energy Class |
|----------|-----------------------------|-----------------------------|-----------------|-------------------------|-----------------|----------------------|--------------|----------------|---------------------------------------------------------------------------------------|
| SK6210BT | 1360 x 600 x 880 | 902 x 430 x 589 | 88 | 2285 | 470 | 240 / 230 | 2 | 2 |  |
| SK6310BT | 1795 x 600 x 880 | 1337 x 430 x 589 | 125 | 2884 | 570 | 360 / 345 | 3 | 3 |  |



Cooler Option Available



Product Features

- Fully automatic
- Fan assisted cooling
- Adjustable shelves
- Castors 2 lockable
- Digital controller and temperature display
- Self closing doors
- Replaceable door gasket
- Accepts Gastronorm pans (not supplied)
- 1/1 Gastronorm cupboards
- Splashback

Technical Specifications

| | |
|------------------------|-----------------|
| Temperature Range (°C) | -20 to -10 |
| Refrigerant | R290 |
| Type of Defrost | Electric |
| Exterior Finish | Stainless steel |
| Interior Finish | Stainless steel |
| Power | 13 Amp |
| Max Ambient | 30°C at 55% RH |
| Climate Class | 4 |

| | Ext. Dimension (WxDxH) (mm) | Int. Dimension (WxDxH) (mm) | Net Weight (kg) | Energy Cons. (kWh/year) | Input Power (W) | Gross/Net Volume (l) | No. of Doors | No. of Shelves | Energy Class |
|------|-----------------------------|-----------------------------|-----------------|-------------------------|-----------------|----------------------|--------------|----------------|--------------|
| GF72 | 1360 x 700 x 850 | 982 x 530 x 589 | 94 | 2537 | 470 | 282 / 272 | 2 | 2 | |
| GF73 | 1795 x 700 x 850 | 1337 x 530 x 589 | 152 | 3197 | 570 | 417 / 358 | 3 | 3 | |



Cooler Option Available



PH30F



PH20F

Product Features

- Fully automatic
- Fan assisted cooling
- Adjustable shelves
- Castors 2 lockable
- Digital controller and temperature display
- Self closing doors
- High quality catering grade 304 stainless steel
- Replaceable door gasket
- Accepts Gastronorm pans (not supplied)
- 1/1 Gastronorm cupboards

Technical Specifications

| | |
|------------------------|-----------------|
| Temperature Range (°C) | -22 to -17 |
| Refrigerant | R290 |
| Type of Defrost | Hot Gas |
| Exterior Finish | Stainless steel |
| Interior Finish | Stainless steel |
| Power | 13 Amp |
| Max Ambient | 30°C at 55% RH |
| Climate Class | 4 |

| | Ext. Dimension (WxDxH) (mm) | Int. Dimension (WxDxH) (mm) | Net Weight (kg) | Energy Cons. (kWh/year) | Input Power (W) | Gross/Net Volume (l) | No. of Doors | No. of Shelves | Energy Class |
|-------|-----------------------------|-----------------------------|-----------------|-------------------------|-----------------|----------------------|--------------|----------------|---------------------------------------------------------------------------------------|
| PH20F | 1360 x 700 x 840 | 822 x 570 x 580 | 105 | 1449 | 600 | 280 / 215 | | |  |
| PH30F | 1795 x 700 x 840 | 1257 x 570 x 580 | 170 | 1858 | 600 | 420 / 334 | | |  |



Cooler Option
Available



CF7410

CF7310

CF7210

Product Features

- Fully automatic
- Fan assisted cooling
- Adjustable shelves
- Castors 2 lockable
- Digital controller and temperature display
- Self closing doors
- High quality catering grade 304 stainless steel
- Replaceable door gasket
- Accepts Gastronorm pans (not supplied)
- 1/1 Gastronorm cupboards
- Splashback

Technical Specifications

| | |
|------------------------|-----------------|
| Temperature Range (°C) | -20 to -10 |
| Refrigerant | R290 |
| Type of Defrost | Electric |
| Exterior Finish | Stainless steel |
| Interior Finish | Stainless steel |
| Power | 13 Amp |
| Max Ambient | 30°C at 55% RH |
| Climate Class | 4 |

| | Ext. Dimension (WxDxH) (mm) | Int. Dimension (WxDxH) (mm) | Net Weight (kg) | Energy Cons. (kWh/year) | Input Power (W) | Gross/Net Volume (l) | No. of Doors | No. of Shelves | Energy Class |
|--------|--------------------------------|--------------------------------|--------------------|----------------------------|--------------------|-------------------------|-----------------|-------------------|-----------------|
| CF7210 | 1360 x 700 x 980 | 902 x 530 x 589 | 103 | 2537 | 470 | 282 / 272 | 2 | 2 | |
| CF7310 | 1795 x 700 x 980 | 1337 x 530 x 589 | 152 | 3197 | 570 | 417 / 402 | 3 | 3 | |
| CF7410 | 2230 x 700 x 980 | 1772 x 530 x 589 | 189 | 3745 | 660 | 553 / 533 | 4 | 4 | |

Index

A

| | |
|----------------|-----|
| ARV combi unit | 135 |
|----------------|-----|

B

| | |
|--------------------|---------|
| BA Range | 32 |
| BA Range | 33 |
| BC145 | 22 |
| BC25CP | 17 |
| BC30 | 18 |
| BC30MC | 19 |
| BC60 | 18 |
| BC60MC | 19 |
| BC85 | 21 |
| Bellini Range | 102-103 |
| Bermuda Range | 172 |
| Bermuda View Range | 173 |
| BLC Range | 198-199 |
| Brabant Meat Range | 101 |
| Brabant Range | 100 |

C

| | |
|----------------------------|---------|
| CAF Range (non Gastronorm) | 245 |
| CAF1250 | 249 |
| CAF650 | 248-249 |
| CAR Range (Gastronorm) | 195 |
| CAR Range (Non Gastronorm) | 194 |
| CC77 | 24 |
| CEV425 BLACK | 48 |
| CEV425CP | 52 |
| CF Range | 255 |
| CF700 | 225 |
| CF77 | 116 |
| Chopin Range | 104-105 |
| CHV Range | 125 |
| CK Range | 209 |
| CRNF Freezer Room Range | 216-221 |
| CRPF Coldroom Range | 216-221 |
| CW Range | 96 |
| CWW Range | 97 |

D

| | |
|-------------------|---------|
| DB Back bar range | 30 |
| DB Back bar range | 31 |
| Delta | 174-175 |
| Dolce Vita Range | 170 |
| Dupla 2.2D | 126-127 |

E

| | |
|----------------|-----|
| EL Range | 230 |
| EL-LT Range | 233 |
| EL-SS Range | 231 |
| Elegance Range | 169 |

| | |
|--------------|---------|
| EM300H | 35 |
| EM500H | 35 |
| EVO range | 108 |
| EVO SS Range | 109 |
| EVOK Range | 110-111 |

F

| | |
|----------------|---------|
| Fiji Range | 171 |
| Focus Range | 122-123 |
| FS1002S | 55 |
| FS1202S | 55 |
| FS1220 | 45 |
| FS1280 | 45 |
| FS1380 | 47 |
| FS1380WB | 39 |
| FS1600H | 66 |
| FS80CP | 20 |
| FS890H | 54 |
| FSC1000H | 60 |
| FSC1000H Black | 61 |
| FSC1000S Black | 63 |
| FSC100S | 62 |
| FSC1200H | 60 |
| FSC1200H Black | 61 |
| FSC1200S | 62 |
| FSC1200S Black | 63 |
| FSC1380 | 51 |
| FSC1450 | 53 |
| FSC1600H | 67 |
| FSC175H | 44 |
| FSC890H | 60 |
| FSC890S | 62 |

G

| | |
|-------------------------|---------|
| Galaxy+ Black | 78-79 |
| Galaxy+ FGD Black | 82-83 |
| Galaxy+ FGD Stainless | 85 |
| Galaxy+ FGD White | 84 |
| Galaxy+ GPF Range | 152-153 |
| Galaxy+ Low (Black) | 75 |
| Galaxy+ Low (White) | 74 |
| Galaxy+ Low FGD (Black) | 77 |
| Galaxy+ Low FGD (White) | 76 |
| Galaxy+ Stainless | 81 |
| Galaxy+ White | 80 |
| GC7 Range | 207 |
| GF200VSG | 34 |
| GF7 Range | 253 |
| GM Range | 226 |
| GM SS Range | 227 |
| GP92 | 204 |

| | |
|--------------|-----|
| GS365 | 203 |
| GS365ST | 202 |
| GS91 | 202 |
| GS92 | 203 |
| GSS20 | 205 |
| GSS435 | 205 |
| GUC Range | 196 |
| GUF140 | 247 |
| GUF70 | 246 |
| GVC-SS Range | 201 |
| GVC33 Range | 200 |

H

| | |
|----------|----|
| HD Range | 64 |
|----------|----|

I

| | |
|------------------------|-----|
| IC SC + Canopy | 160 |
| IC SC Range | 120 |
| IC SCE + Canopy | 161 |
| IC SCEB Range | 121 |
| IC-SD Range | 224 |
| Isabella Range | 168 |
| Isetta LX Curved Range | 165 |
| Isetta ST Flat Range | 164 |

J

| | |
|---------|-----|
| J Range | 166 |
|---------|-----|

K

L

| | |
|------------------|---------|
| Labor 70RS/RV | 244 |
| LCT Curved Range | 91 |
| LCT Flat Range | 90 |
| LGC Range | 58 |
| LGC5000 Black | 59 |
| LGF Range | 146-147 |
| LGF Range Black | 148-149 |
| LHF Range | 228 |
| LHF-SS Range | 229 |
| LPD CURVED Range | 107 |
| LPD FLAT Range | 106 |

M

| | |
|----------------------|---------|
| MCX Range | 72-73 |
| Millennium LX pastry | 113 |
| Millennium LX Range | 176-177 |
| Millennium ST Pastry | 112 |
| Millennium ST Range | 178-179 |
| Mini-Cream | 159 |
| Mirabella Range | 167 |
| Mobilux | 158 |

Index

MTF Mini 132-133

MTF Range 137

N

NC Range 56-57

NF Range 151

NIC-SCEB Range 119

NIC100CP 118

NIC100CP 118

O

One Show Range 180

P

PDC Range 68-69

PH Range 208

PH-F Range 254

PT range 213

Q

R

RF1420 251

RF500 243

RF710 250

RK Range 197

RK500 193

RKS600 Fish 189

S

SC381 46

SC381W 38

SC85 36

SCU1425 Black 49

SD Range 65

SD1220 187

SD1280 187

SD1380 188

SE Range 232

SF Range 27

SFI Range 136

SK Range 206

SK-BT RANGE 252

Slant 510 162

SS Range 214-215

ST Range 124

ST160 117

Super Capri Range 181

Super Range (RAL7016) 130-131

Super Range (White) 128-129

Super Sunny Range 70-71

T

Tavira Curved Range 99

Tavira Flat Range 98

TD50A 185

TFW100S 37

TFW200 Range 40

TFW300-2F 41

TFW400 Range 42

TFW400-2 Range 43

TM Range 184

TM-C Range 185

TMG Range 16

TOP Range 163

Trojan FGD 88-89

Trojan Range 86-87

U

UC5 range 212

UD1 Range 210

UD2 Range 211

UF-GCP Range 139

UF100G 138

UF200 Range 234

UF200G Range 140

UF200V Range 235

UF200VG Range 141

UF400 238

UF400S 239

UF400V Range 240

UF400VG Range 145

UF50G 138

UF50G Black 138

UF600 Range 241

UF700V 242

UFFS371G 142

UFFS371SD 236-237

UFSC1600GCP 150

UFSC371G Black 143

UFSC371GCP Black 144

UPD 60 92

UPD 80 93

UPD400C 94

UPD400F 155

UR200 Range 186

UR200G Range 23

UR400 Range 190

UR400G 50

UR400SD 50

UR600 Range 192

UR90G SUB ZERO 28

USS Range 29

V

Venere NS 154

Venere NV 154

Venere PS 95

View Range 134

VL Range 26

VOC100 25

Gastronorm

Gastronorm is a European standard for pans, trays and shelves used throughout the commercial catering industry and at all stages of the food preparation process - from fridges, freezers, blast chillers, prep stations and ovens, buffet displays, topping shelves and saladettes. Many of the units we sell are suitable for gastronorm pans (and are marked as being so). As an example, prepared food could go into a combi oven on a gastronorm pan. Once cooked it could be placed (in the same pan) into a blast chiller for hygienic cooling. From there it could go straight into a fridge for storage. When required for serving, it could then be placed into a chilled buffet display. It is possible to use the same size pan through the whole process helping to minimise food handling, cleaning and waste,

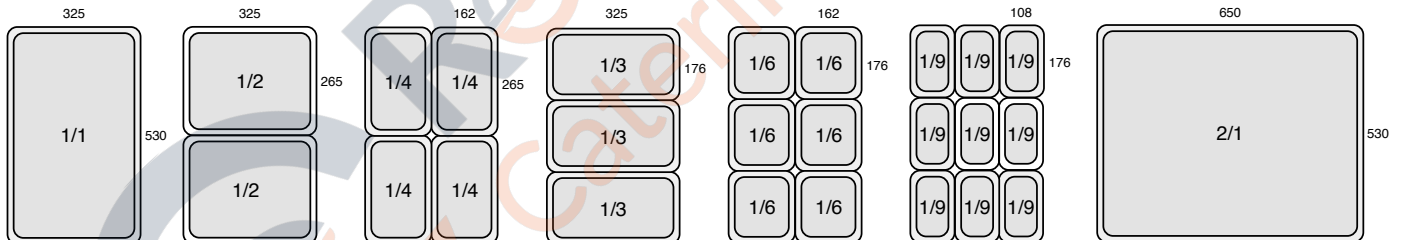
as well as being a more efficient use of time. The system is all based around a 1/1 pan. Every other size of pan is a fraction of the 1/1. So 4x 1/4 size pans would fit into the space of a 1/1. Or 3x 1/3 pans would fit into the same space.

Gastronorm pans are also available in different depths, from 20mm through to 200mm so you can select the right size and depth pan for your requirements. You can also purchase lids. The most popular material for the pans to be made from is durable stainless steel. We stock a full range of stainless steel gastronorm pans which can be found on our website at www.tefcold.co.uk



Common Gastronorm Sizes

All sizes are in mm



Standard "Full Size" 1/1 Gastronorm Pan

2x 1/2 size pans fits into space of a 1/1 Pan

4x 1/4 size pans fits into space of a 1/1 Pan

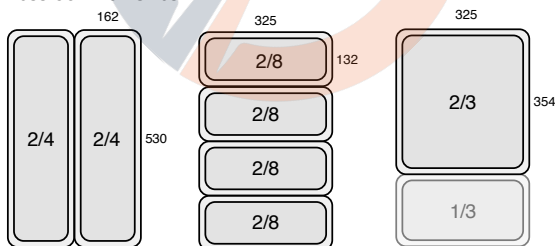
4x 1/3 size pans fits into space of a 1/1 Pan

6x 1/6 size pans fits into space of a 1/1 Pan

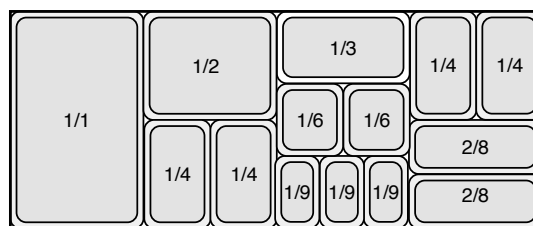
9x 1/9 size pans fits into space of a 1/1 Pan

2/1 is twice the size of a 1/1 Pan
Many large service cabinets take these

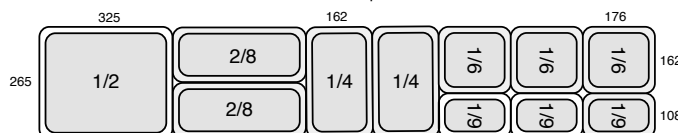
Less Common Sizes



The diagram below shows how combinations can be made up
The space here is the size of 4x 1/1 pans. Many variations can be made up.

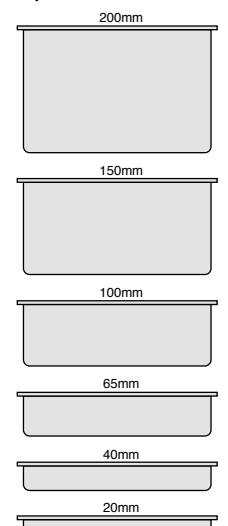


In our topping units people tend to put in the 1/4 size pan but you can fit in different combinations. You can even turn a 1/9 and 1/6 pan around to fit in the well.



Depths

Different depths available for most sizes. Some smaller sizes only to 100mm



Refrigeration and Temperature Guide

Refrigeration Guide

Access

Prior to purchase, ensure the dimensions of your new unit fit to the space you have available. Ensure you can get the unit to its final position and through any doors or restrictions.

Serveover displays, Glass Display, ice cream serveovers

Food should only be displayed during the working day and placed into chilled or frozen storage overnight.

Placement of refrigeration

Display chillers and freezers should not be placed in direct sunlight. Open top displays and open multi-decks should not be placed in positions where draughts occur, (open doors, windows or in direct line of air conditioning). Do not position your refrigeration unit adjacent to direct heat sources such as radiators, cookers, ovens, fryers.

Saving Energy

If fitted, night-blinds should be used on multi-decks when not in use. Doors and lids should be kept closed as much as possible and lights in display units turned off when not required. Rear shutters and blinds on ice cream conservators and serve-overs should also be closed when not in use to help maintain temperature and reduce energy consumption. Where applicable condensers on units should be kept clean to ensure maximum efficiency and reduce the chance of break down.

Temperature Guide

Bottled drinks and beers +1/+10°C

There is no specific temperature for bottled drinks and beers but below 10°C is certainly recommended. Lagers taste better if they are served colder, around 4°C is most peoples preference, some prefer even colder and we have some specialist units that will go down to zero or lower.

White Wines (+4/+10°C) & Red Wines (+14/+18°C)

There is no specific temperature for the serving of white wine. The general recommendation is +8/+10°C for quality wines and down to 4°C for cheaper or sweet white wines. Red wine should be stored at between +14 and +16°C to keep its quality. You will often find that wine fridges have tinted door glass and dim lights inside. This is as light can cause oxidisation and degrading of the wine.

Pre-chilled food +1/+4°C

For correct storage, produce including dairy products are recommended to be kept in temperatures ranging from +1/+4°C

Fresh Meat -2/0°C

The preferred temperature for the storage of fresh meat products is between -2 and 0°C. Not only for health, safety and hygiene but also at this temperature the blood in meats does not run, so creates less mess.

Fresh fish -1/+1°C

Fresh fish should be kept at -1/+1°C. Specific fridges must be used for fresh fish storage. Fresh fish gives off ammonia so stainless steel refrigerators with specially coated refrigeration parts are required.

Ice Cream and Gelato -14/-23°C

There is no specified temperature for ice cream. Serving temperatures range from -14 to -20°C for efficient scooping of the ice cream. Storage temperatures are lower at around -22°C. Many TEFCOLD ice cream freezers have a large temperature range, to accommodate many different types of product.

Frozen food -18/-22°C

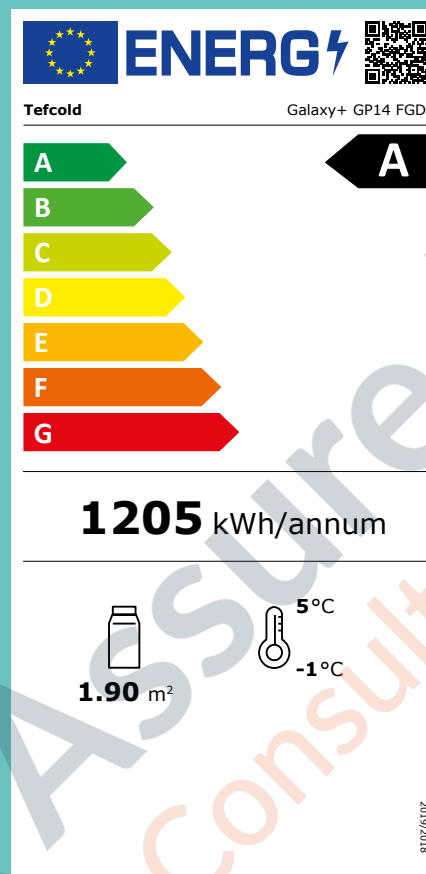
It is recommended to keep frozen products between -18/-22°C although some ice cream can be kept at -14°C for ease of serving. We also supply more specialist chest freezers that go as low as -45°C.

Blast chillers and freezers

Department of Health Guidelines state that the temperature of the food should be reduced from +70°C to +3° in 90 minutes, or from +70°C to -18°C in 240 minutes. Times are for guidance as water content, surface area and weight will change chilling and freezing times

For more information on the correct temperatures for food storage and legislations please find details at www.food.gov.uk. Cabinets sold by TEFCOLD are designed for the storage and/or display of food. It is the responsibility of the operator to ensure food is stored and served according to all relevant legislation.

Energy Ratings



Most* commercial refrigeration cabinets have an energy rating and will come with an energy certificate. This will tell you an overall energy rating ('A' being the most energy efficient) along with the amount

of energy a cabinet will use (under test conditions) per year (kWh/annum). Depending on the type of cabinet will determine what test the unit has gone through. Different types of cabinets are tested under different conditions. A chest freezer is not tested under the same test conditions as a multideck. It is important when comparing more than one cabinet that you look at more than just the energy rating and energy consumption.

Comparing Energy Ratings On cabinets

- Do not just look at the energy arrow (A-G) and the energy consumption (kWh/24hr)
- Are they the same type of cabinet, do they have the same climate class and temperature range.
- Do the Energy labels have all the same features - if yes you are ok to compare
- If not - the cabinets have not been tested to the same standard. You can look at the EPREL website for more information
- There are some similar cabinets that you cannot make a comparison as they have been tested under different test conditions.
- Most energy certificates come with a QR code that you can scan with you phone that will take you to the official EPREL website (<https://eprel.ec.europa.eu>). This will give you more information on how the cabinet was tested. The website will also let you search for other cabinets that have been tested.

***Some commercial refrigeration units do not have an energy rating** - this is because there is not a category for them to be tested under. Currently this includes some juice dispensers, saladettes, blast chillers, coldrooms and other specialist refrigeration units. This may change with new legislation. Where possible we still try to give energy consumption figures (kWh/year or kWh/24hr) so running costs can be calculated.

Calculating running cost of a cabinet. kWh/year x Cost per unit of electricity (kWh). If a cabinet uses 1205 kWh of electricity and you are paying £0.35 per kWh of electricity (unit). Then $1205 \times .35 = £421.75$
This calculation will only give you an approximate idea of running costs. Ambient temperature, frequency of door opening, humidity, how often a unit is filled with stock and temperature of stock going into a unit as well as regular maintenance of the unit will all affect running costs.



Warranty

With such a wide choice of cabinets within our range, they are suited to many different situations and environments. From quiet cafes to busy restaurants, corner shops to bustling supermarkets, local takeaways to giant hospital kitchens, our customers want peace of mind in the knowledge that their refrigeration is going to be working reliably and effectively day in, day out.

We back up all the cabinets we sell with a choice of warranty to suit your needs. If you have access to your own engineering network we offer 2 year parts only warranties, alternatively we can offer the same 2 year parts warranty with the addition of either 1 or 2 years labour depending on your requirements. You choose the level of warranty at time of purchase.

The warranty covers any material or manufacturing defects provided that:

- Installation and commissioning was carried out in accordance with the manufacturer's requirements as detailed in the user manual.
- Products and/or components are not modified, altered or dismantled by unauthorised persons.
- Products are maintained and cleaned in accordance with the manufacturer's requirements

Exceptions

- Warranty becomes invalid if non-approved parts are fitted.
- Warranty is not transferable and lies with the original purchaser.
- Use of equipment other than for its designed purpose will invalidate the warranty.
- All claims are to be submitted with complete service engineers documentation.

Exclusions:

- Fabrication / Cosmetic items not notified as damaged at time of installation / supply.
- Shelves / Ticket Strips / Shelf Risers / Baskets / Fish Trays / Pans / Light bulbs / Tubes / LED lighting / Gaskets.
- Consumable Items & Breakables including glass.
- Failure or damage caused by misuse, accidental or malicious damage.
- Labour and material costs associated with cleaning and preventative maintenance including cleaning of the condenser,
- Any consequential loss as a result of product failure.
- No fault found calls, these will be chargeable to the customer.
- Costs associated with repairs requested out of hours i.e. before 08.30 hours and after 17.00 hours, Monday to Friday, all day Saturday, Sunday and Public Holidays.

Technical Information

Whilst every effort has been made to verify the technical information in this document, we would point out that such information has been supplied by each manufacturer direct from the factory. We cannot be held responsible for errors or omissions in this data.

Specifications and Appearance

Whilst every effort has been made to supply up to date photographs and descriptions, all manufacturers reserve the right to change specifications, model number and appearance of any model without prior notification. We cannot therefore be held responsible for any such changes before, during or following the production of this catalogue.

Our terms and conditions can be found at www.tefcold.co.uk/terms-and-conditions

NO-COMPROMISE ON QUALITY

TEST, TEST AND MORE TESTS

Every product presented by TEFCOLD is thoroughly tested for performance, quality and longevity before we offer it to our customers. We work closely with manufacturers to bring cabinets to market that will achieve specific performance criteria, bringing value and quality to the commercial refrigeration we offer. We have our own state of the art testing facilities in Denmark enabling us to keep a tight control of the quality of the products we offer.

We test refrigeration systems against each temperature classification, paying close attention to performance, energy consumption and sound level. Ensuring all products can withstand the environments they are designed for is critical during this procedure. Products from TEFCOLD are also focused on assisting our customers with carbon reduction targets, we achieve this by using future proofed natural refrigerants and employing energy reducing components. By working with TEFCOLD we will assist you to fulfil your cooling requirements as well as environmental criteria for our industry well into the future.

TEFCOLD 



TEFCOLD A/S

Industrivej 25
8800 Viborg
Denmark

T: +45 8660 1933
E: sales@tefcold.com
tefcold.com

TOPCOLD (BE)

LICHTENBERGLAAN 1023
3800 Sint-Truiden
Belgium

T: +32 (0) 11 / 782 698
E: receptie@topcold.be
topcold.be

TEFCOLD CZ s.r.o.

Logistics area P3 Ostrava Central,
hall L1, Vítkovice 3046, 703 00 Ostrava
Czech Republic

T: +420 595 696 615
E: vo@tefcold.com
tefcold.cz

Mondial Groupe (FR)

65 route de Grenoble
38690 Châbons
France

T: +33 4 76 65 00 92
E: mondial@mondialgroup.fr
mondialgroupe.fr

TEFCOLD SK s.r.o.

Vlčie hrdlo 50
821 07 Bratislava
Slovensko

T: +421 911 770 462
E: elektro@tefcold.com
tefcold.sk

TEFCOLD (UK)*

West Meadow Rise
Castle Donington
Derby | DE74 2HL | UK

T: +44 (0) 1332 850090
E: sales@tefcold.co.uk
tefcold.co.uk

*TEFCOLD (UK) is a trading name of
Interlevin Refrigeration Ltd